

2023 ANNUAL REPORT OF THE TOWN OF MONROE





TOWN OF MONROE

OFFICE OF THE FIRST SELECTMAN

The Auditor's Report for the Town of Monroe was filed with the State of Connecticut Office of Policy and Management on March 14, 2023. Pursuant to the Monroe Town Charter, Chapter III, §2, I hereby submit the Annual Report of the Town.

Included herein is information regarding the growth, changes, and status of the Town. This report is organized as follows:

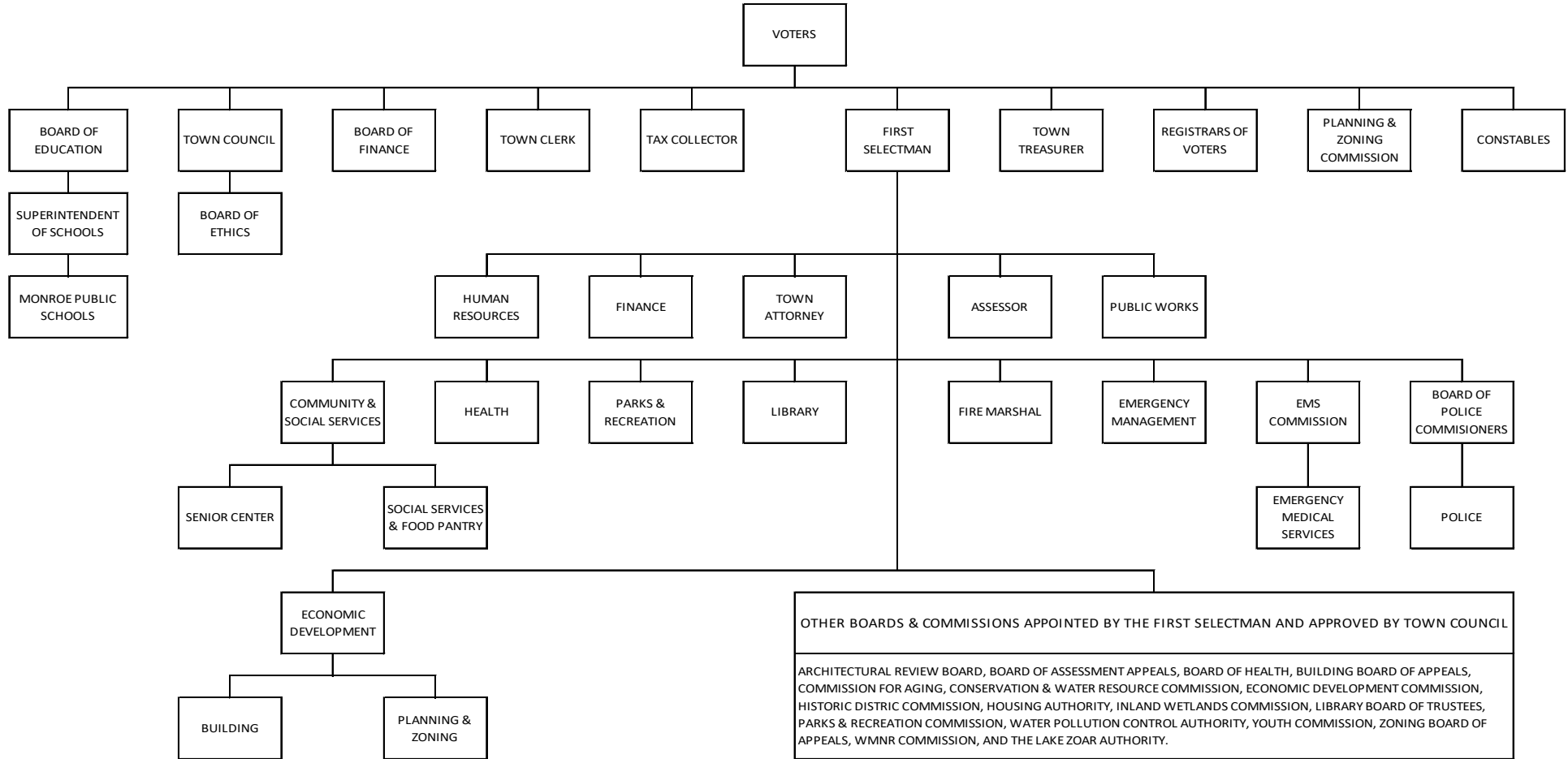
- Section 1 – Reporting as reflected from updates on municipal operations, prepared on February 8, 2023 and developed in concert with the preparation of the annual budget for the subsequent fiscal year.
- Section 2 – The Town's Annual Comprehensive Financial Report for the year ending June 30, 2022.

Kenneth M. Kellogg
First Selectman

March 20, 2023

ORGANIZATION CHART

Includes revisions included in the FY24 proposed budget.



GRAND LIST AND MILL RATE DATA FOR THE LAST 10 YEARS

TOWN OF MONROE, CT

Assessed and Estimated Actual Value of Taxable Property
Last Ten Fiscal Years

Fiscal Year	Grand List Dated	Real Estate			Motor Vehicles	Personal Property	Exemptions	Total Assessed Value of Taxable Property (Net Grand List)	Mill Rate
		Residential	Commercial/ Industrial/ Public Utility	Land					
2024	10/1/2022	\$ 1,699,339,510	\$ 264,320,619	\$ 22,915,320	\$ 247,056,442	\$ 147,103,523	\$ 25,592,255	\$ 2,355,143,159 (2)	37.77 [†]
2023	10/1/2021	\$ 1,692,923,905	\$ 256,548,439	\$ 23,636,565	\$ 229,128,541	\$ 137,032,617	\$ 27,279,545	\$ 2,311,990,522 (2)	36.86
2022	10/1/2020	\$ 1,684,569,440	\$ 255,859,400	\$ 24,891,220	\$ 181,094,807	\$ 120,836,911	\$ 26,467,189	\$ 2,240,784,589	36.36
2021	(1) 10/1/2019	\$ 1,679,758,120	\$ 255,208,620	\$ 25,196,320	\$ 172,192,676	\$ 114,111,001	\$ 23,361,940	\$ 2,223,104,797	35.48
2020	10/1/2018	\$ 1,653,973,621	\$ 253,040,465	\$ 25,903,340	\$ 168,786,240	\$ 110,567,293	\$ 26,156,285	\$ 2,186,114,674	35.58
2019	10/1/2017	\$ 1,646,277,486	\$ 251,811,130	\$ 27,414,240	\$ 168,675,972	\$ 102,767,145	\$ 25,323,099	\$ 2,171,622,874	35.24
2018	10/1/2016	\$ 1,640,527,840	\$ 246,377,500	\$ 30,745,803	\$ 167,903,024	\$ 95,313,866	\$ 22,090,976	\$ 2,158,777,057	35.76
2017	10/1/2015	\$ 1,637,841,440	\$ 242,904,936	\$ 32,162,073	\$ 167,301,230	\$ 90,398,935	\$ 17,297,222	\$ 2,153,311,392	35.00
2016	(1) 10/1/2014	\$ 1,636,392,900	\$ 243,819,216	\$ 32,825,420	\$ 163,276,216	\$ 86,481,284	\$ 16,683,328	\$ 2,146,111,708	34.35
2015	10/1/2013	\$ 1,788,623,260	\$ 240,281,903	\$ 57,092,438	\$ 162,084,062	\$ 83,973,333	\$ 20,635,956	\$ 2,311,419,040	31.01

(1) Revaluation Year

(2) Mill Rate for Real Estate & Personal Property. Pursuant to House Bill 5506, which was signed into law on May 7, 2022, the maximum mill rate for motor vehicles is 32.46.

[†] Note: FY24 Mill Rate is projected as of March 17, 2023. Final Mill Rate is set by the Board of Finance following adoption of the annual budget at referendum.

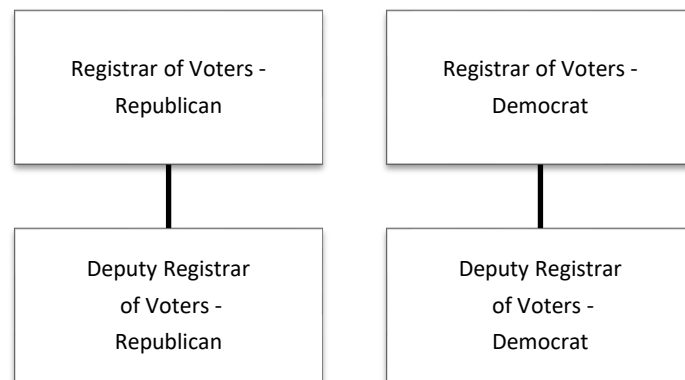
REGISTRAR OF VOTERS

It is the mission of the Monroe Registrars of Voters (ROV) office to guarantee every eligible Monroe voter the opportunity to cast his/her vote in a safe and private environment; to maintain accurate records; to conduct fair and open elections and to remain impartial in all matters.

PRIMARY PROGRAMS & SERVICES

- Registers voters from DMV, online, and in-person applications; ensures accuracy of voting records, conducts annual voter canvass, and maintains accurate records for the 13,141 active and 1,157 inactive voters in Monroe.
- Oversees the operation of the polls during general elections, primaries, referenda, town meetings and adjourned town meetings; appoints and trains Election Officials; prepares polling places; and conducts Election Day Registration.
- Responsible for the maintenance, testing and security of the optical scan voting machines, the ballot marking systems for disabled voters (IVS) and all other equipment used in elections.
- Conducts mandated voter enrollment sessions before elections and special high school student (age 17) registration sessions.
- Collaborates with the Town Clerk's office to ensure the availability, eligibility and accurate counting of Absentee Ballots.
- Represents Monroe at mandated Registrars of Voters Association of Connecticut (ROVAC) and Secretary of State Conventions; Fairfield County ROVAC meetings, and any other special sessions required by the Secretary of State's office.

ORGANIZATION CHART



SIGNIFICANT ACCOMPLISHMENTS

- From July 1st – December 15th, added 826 voters, changed the status of 1,532 voters (including party changes), and removed 1,297 voters from our list.
- Completed annual canvass of voters, including the processing of residents moving in/out of town, inactive voters, the identification and removal of duplicate registrations. This included a thorough review and contact with all registered voters who had not voted in 4+ years.
- Successful recruitment drive resulted in several new Election Officials.
- Significant improvements to training programs:
 - Updated and reorganized in-person training program for Election Officials to provide separate, focused training sessions for each election position (e.g., Moderators and Assistant Registrars, Checkers, Ballots Clerks and Machine Tenders).
 - Improved online training presentations.
 - Trained both new and existing Election Officials for the primaries, state election and budget referendum.
- Conducted primaries, state election and budget referendum. This included implementing emergency procedures to change polling places due to extreme heat affecting our poll workers, equipment and voters in August.
- Continued implementation of operational changes to provide safe and efficient voting during the COVID-19 pandemic:
 - Changed voting procedures and use of Election Officials at the polls.
 - Continued use of Safe Polls Plan that was used during all elections, through use of safety equipment, safety spacing and individual meals for workers.
- Attended monthly virtual training sessions with the Secretary of State and her staff.
- Integrated legislative changes made to elections and election enforcement due to state legislation.
- Continued to improve communication with Election Officials, school officials, and the Town Clerk's Office.
- State certification completed by new Registrar of Voters.

GOALS & OBJECTIVES

- Continue recruitment drive to increase the pool of Election Officials, particularly Moderators.
- Ongoing improvements to Election Official training in repose to post-election Moderator debriefings.
- Improve organization and efficiency of voting opportunities, including election procedural changes.
- Accurate counting and reporting of election and referenda results.
- Continue networking with other Registrar of Voters offices by attending Fairfield County and statewide meetings conducted by the Registrars of Voters Association of Connecticut and the Secretary of State.
- Upgrade aging equipment, especially voting tabulators, pending direction from the state.
- Implement early voting as required by pending legislative changes.
- Conduct research into the efficiency and cost savings of having a central polling location for future (e.g., 2024) budget referendum.

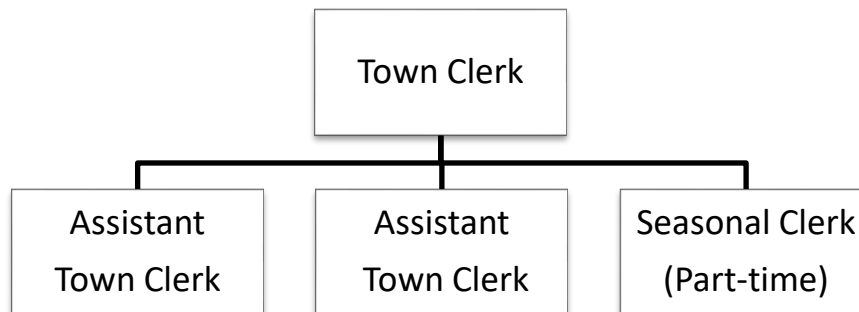
OFFICE OF THE TOWN CLERK

The mission of the Monroe Town Clerk’s Office is to provide the citizens of Monroe quality service in a courteous and efficient manner while conforming to State of Connecticut General Statutes, Secretary of the State of Connecticut and the Monroe Town Charter. Additional responsibilities include elections administration, act as the registrar of vital statistics, service veterans in conjunction with the Connecticut Department of Veterans Affairs, manage public records, maintain and publish municipal ordinances/town code, notice and record Town Meetings and act as custodian of the official Town Seal. The office is a resource for boards, commissions and elected officials.

PRIMARY PROGRAMS & SERVICES

- Recording and permanently storing land records and maps.
- State’s agent for permits and certificates and registrar of vital statistics. Issuance of liquor permits, notary public certificates, hunting and fishing licenses, trade name certificates, birth, marriage and death certificates, burial permits and dog licenses.
- Elections law administration through the Secretary of the State of Connecticut. Generates documents involving absentee ballots, sample ballots, creating the list of offices to be filled, candidate committees and campaign financing and legal ads.
- Serves as the Veterans Service Contact for the CT Department of Veterans Affairs.
- Manage appointed and elected officials term dates. Keeper of the record for agendas, voting records and minutes of boards and commissions following the Freedom of Information Act.
- Maintain Municipal Ordinances/Town Code as well as clerk for Town Meetings.

ORGANIZATION CHART



PERFORMANCE METRICS

	<u>FY 19</u>	<u>FY 20</u>	<u>FY21</u>	<u>FY22</u>
Land Records	3,173	3,483	4,985	4,113
Dog Licenses	2,178	1,385	2,663	2,079
Marriage Licenses	183	116	91	203
Birth Records-copies of vitals	174	131	202	217
Death Records-copies of vitals	192	317	341	351
Marriage Records-copies of vitals	268	168	150	295

	<u>2016</u>	<u>2019</u>	<u>2020</u>	<u>2021</u>	<u>2022</u>
Absentee Ballots Issued					
Municipal/State Elections		157		300	702
Municipal/State Primary					55
Special Election				916	
Presidential Primary	42		1,567		
Presidential Election	584		4,082		

SIGNIFICANT ACCOMPLISHMENTS

- Implemented ability to accept credit/debit card payments.
- Successfully held increased volume of absentee voting for 2022 State Primary and Election.
- Implemented State Department of Health Vitals Program (training and launch).
- Continued to consolidate land records to larger volumes.

GOALS & OBJECTIVES

- Implementation of online dog license renewals.
- Apply for historic preservation grant to continue preservation projects.
- Monitor and manage the Town's eCode program to ensure it is current.
- Focus on Veteran's Affairs as liaison to the Department of Veteran's Affairs.

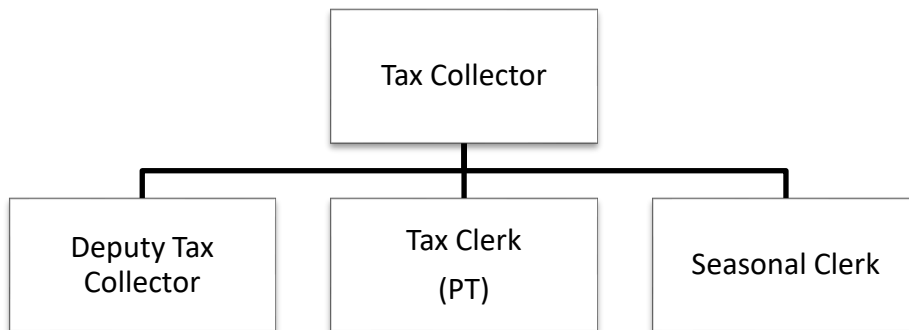
OFFICE OF THE TAX COLLECTOR

The Tax Collector’s Department mission is to serve the public in a courteous and efficient manner while providing the tax collection effort in conformance with applicable state statutes.

PRIMARY PROGRAMS & SERVICES

- Collect current and delinquent taxes, representing over 92% of the total revenue for the Town.
- Mailing of tax bills, delinquent notices, balance due notices and intent to lien notices.
- Conduct tax sales.
- Process Certificate of Corrections and transfers.
- Track escrow and delinquent accounts, bankruptcies, and refunds.
- Produce and file tax liens.
- Interface with DMV, collection agencies, and auditors.
- Provide regular reporting to the Board of Finance and Director of Finance.
- Coordinate with vendor and Parks and Recreation Department for distribution of park stickers.

ORGANIZATION CHART



PERFORMANCE METRICS

	FY18	FY19	FY20	FY21	FY22
Collection Rate	98.95%	99.07%	98.80%	99.03%	99.05%

SIGNIFICANT ACCOMPLISHMENTS

- Exceeded revenue target as set by Board of Finance.

GOALS & OBJECTIVES

- Maintain the traditionally high collection rate as set by the Board of Finance.

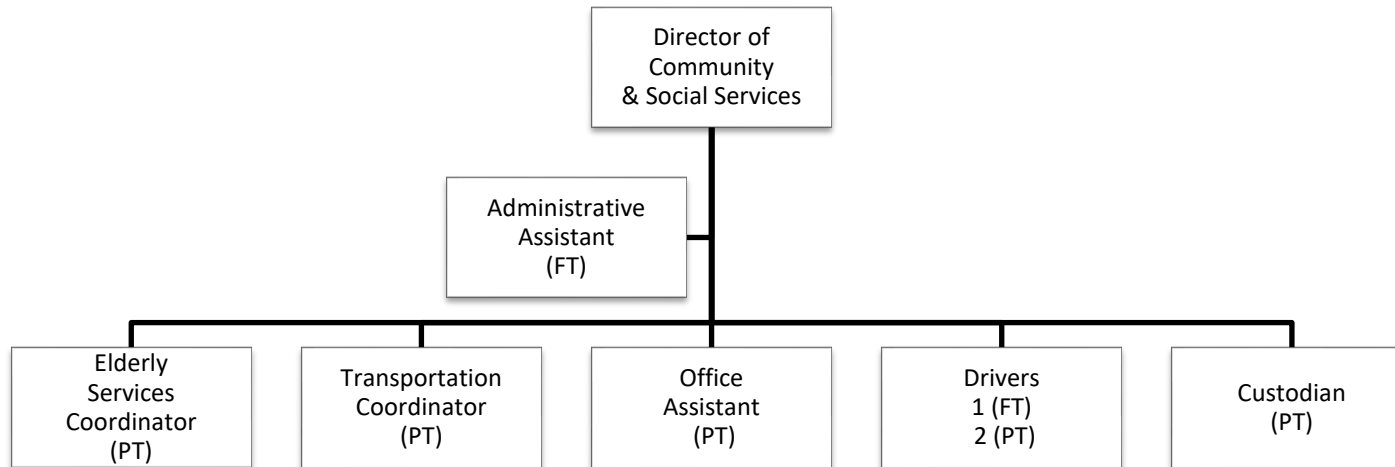
COMMUNITY & SOCIAL SERVICES - SENIOR CENTER

The mission of the Senior Center is to create opportunities for mindful aging through physical activity, social engagement, creativity, lifelong learning and guidance, which creates a positive impact on our entire community.

PRIMARY PROGRAMS & SERVICES

- Provide a balance of social, recreational, educational, wellness and financial programs for adults, age 55 and older.
- Elderly Services offers a single point of entry for access to programs and services that support our seniors, their family and the community.
- Offer a non-medical, curb-to-curb transportation service for residents who are members age 60 and over or disabled.
- Conduct outreach to those in the community who are homebound.

ORGANIZATION CHART



PERFORMANCE METRICS

Senior Center Programs:

<u>Fiscal Year</u>	<u>Total Attendance</u>	<u>Total Members</u>
2012-2013	10,960	640
2013-2014	11,562	699
2014-2015	11,684	628
2015-2016	12,984	610
2016-2017	15,484	671
2017-2018	14,108	655
2018-2019	15,868	640
2019-2020*	10,992	614
2020-2021*	2,177	517
2021-2022	4,939	582

Transportation Services:

<u>Service</u>	<u># Contacts</u>			<u>Description</u>
	<u>2020*</u>	<u>2021*</u>	<u>2022</u>	
Transportation Service	1,465	1,859	2,690	Curb-to-Curb rides to medical appointments, grocery shopping, employment

Senior Services - Information, Referrals & Assistance:

Service	# Contacts			Description
	2020*	2021*	2022	
Energy	94	221	282	Federal & state funding, Operation Fuel, Project Warmth, utility hardship, below budget & new start
Nutrition	317	72	175	Snap – Meals on Wheels, Food Pantry & Farmer’s Market coupons
Medicare Savings Plan	22	57	103	Low income subsidy & applications
Medicaid	21	15	3	Claims & applications
Insurance	102	282	268	Information, special needs plan, Medicare Advantage Plan, Medigap, part D plans - & claims
Housing	5	27	43	Low income, skilled nursing & assisted living
Financial	14	25	125	Senior tax credit, renter’s rebate, bill assistance, social security
Legal	20	31	52	Conservator/power of attorney, protective services, attorney, wills/trusts
In Home Services	314	190	165	Non-medical, medical, CT Home Care, respite, lifeline, personal alarm, 911 cell phone, CodeRED sign up, & wellbeing check
Transportation Info	8	23	40	Monroe senior, Bridgeport transit, private & volunteer
Adult Day Care	0	0	2	Information & referral
Veteran	6	2	6	Benefits & services
Evacuation List	0	7	1	Monroe residents who would need assistance in an emergency or evacuation event
Support	91	135	268	Case management/education
Totals	1,014	1,087	1,533	

* Programming suspended or limited during this period due to COVID-19 Pandemic.

SIGNIFICANT ACCOMPLISHMENTS

- Wilton Café to be utilized for new, Congregate Meal Program which began in January 2023.
- Special needs registry revised with updated forms for residents who may need special assistance in the event of a major emergency.
- Continued collaboration with the Parks & Recreation department to offer indoor & outdoor pickleball.
- Painting project for exterior & interior of the facility and the Sippin Pavilion completed.
- Floor stripping and waxing completed at budgetary savings through collaboration with Monroe Public Schools.
- Senior Dine Program began in June 2022 for those age 60 & over to purchase healthy meals from a select menu for a fixed, discounted price.
- Partnered with the Masuk High School Community & Transitional Students program to sell homemade baked goods and snacks to seniors at discounted prices.
- Safety improvement in moving natural gas shutoff for kitchen stove.
- Continued success in applying for grants through the Southwestern Connecticut Agency on Aging (SWCAA) for programming (recreation, chore service, transportation) and caregiver assistance (information, assistance and education). Grants allow Town to offer various activities at no charge and to increase the number of no-cost caregiver education series to monthly.
- TRIAD program offered a variety of educational programs on senior health, wellness, scam and fraud education, healthy eating, and more.
- Collaborated with the Health Department to offer a health fair including vaccinations, educational sessions, and vendors.
- Transportation service now utilizing newer vehicle retired from Police Department.

GOALS & OBJECTIVES

- Increase efforts to collaborate with local partners and agencies to expand care service solutions for isolated seniors.
- Monitor and evaluate new trends in programming and activities to provide continued evolution of offerings.

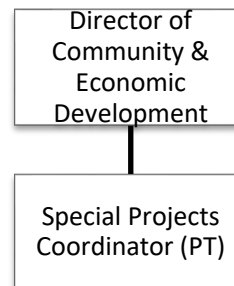
ECONOMIC DEVELOPMENT DEPARTMENT

The Economic Development Department is focused on community and economic development efforts for Monroe’s businesses and residents. Similar to other Town departments, EDD will support the mission, and further the policies of, its corresponding Commission.

PRIMARY PROGRAMS & SERVICES

- Oversee economic development efforts in the Town with an acute focus on increasing the grand list, expanding the commercial tax base, and reducing the tax burden on residents.
- Collaborate with realtors, developers, and other state, regional, and local agencies to attract new commercial development to the Town that is consistent with our Plan of Conservation & Development, community character, and quality of life.
- Actively support the retention of existing commercial businesses.
- Coordinate with, and assist applicants in, navigation of the permitting process.
- Oversee the research, analysis and availability of grant opportunities to support community and economic development. Organize and prepare grant proposals and applications.
- Provide assistance to other departments with programmatic grant reporting.
- Oversee and review all financial grant reporting.
- Lead efforts to identify potential regulatory and procedural revisions to encourage responsible development within a business-friendly setting.
- Provide general project management and oversight of economic development efforts, expansion and changes to existing businesses, grants, and various assigned special projects.

ORGANIZATION CHART



Note: Above incorporates proposed added part-time position.

PERFORMANCE METRICS

ACTIVITY	2018	2019	2020	2021	2022
Businesses Assisted (Calendar Year)				60	128
Businesses Opened (Calendar Year)				66	50
Net Number of Commercial Personal Property Accounts (Grand List Year)	1,380	1,400	1,434	1,516	1,667
Communications to Businesses					
Subscribed Email Accounts			50	1,049	1,075
Facebook Followers			1,151	1,232	1,250
Instagram Followers			223	363	440
Online Permits Issued (Calendar Year)				76	272

SIGNIFICANT ACCOMPLISHMENTS

- Worked directly with the Economic Development Commission (EDC) to identify and support the Commission’s goals and objectives.
- Promoted Restaurant Week with 24 participating restaurants, Father’s Day sidewalk sale with 18 participating businesses, and Fairfield County Commercial Brokers Network meeting with over 100 commercial brokers in attendance.
- Provided direct support to businesses in navigating and coordinating the permitting process among multiple departments, while also facilitating approvals and advocating for appropriate business interests.
- Led effort to facilitate acceptance of in-person credit/debit cards for Town departments such as Town Clerk.
- Assumed temporary oversight of the Building Department in summer 2022 due to staffing shortage crisis. Implemented processes and procedures and temporary staff resulting in a 300% increase in the number of permits issued in the first month.
- Worked with Technology Department to create automated Building Permit tracking analysis to gauge incoming and approved applications and work flow.
- Collaborated with Town Planner in the creation of the Main Street Design District and the Overlay Zone to promote development along the business corridors.
- Collaborated with EDC, Chamber of Commerce, and Service Corps of Retired Executives to develop a six-part educational seminar series, specifically developed for Monroe businesses, in response to a town wide survey of local business needs and interests resulting in 259 live attendees, and 330 additional attendees that accessed the content on demand.
- Reviewed over 100 grant opportunities to determine Town eligibility; completed and submitted applications when appropriate. This resulted in the selection of Congressional Member-Directed Technology grant for Monroe Public Schools (\$200K) and preliminary acceptance of another federal grant to support the Senior Center.

- Submitted vast volume of documentation to State Department of Housing for required audit in close-out of our 2017 Small Cities Housing Rehabilitation program.
- Developed town-wide grant tracking file.
- Led efforts to lower scope and complexity of the Wolfe Park Field Project to identify potential cost savings while meeting needs of the community. Coordinated release of Request for Proposals
- Assisted in coordination of Request for Proposals for Wolfe Park Basketball Courts, partially funded through a \$150k state bonding grant.
- Conducted analysis of commercial tax abatement ordinances in adjacent municipalities to evaluate Monroe’s program and provide recommendations for future revisions to our ordinance.
- Commenced ongoing meetings with staff for the Sustainable CT initiative, defining scope and project feasibility for moving forward.
- Rebuilt and improved the business and economic development pages on the Town website including updated and searchable listing of all Town businesses.
- Coordinated community event permits processing for the first Barnum Festival car show in Monroe. Anticipating event will return in 2023.
- Assisted community organizations in permitting for Apple Festival, Strawberry Festival, Italian Festival, Senior Center Flea Market, and for the Monroe Playground Foundation.

GOALS & OBJECTIVES

- Provide support and assistance to the EDC in their program development and implementation, such as Restaurant Week, Business Appreciation Day, and completion of marketing materials to promote Monroe.
- Provide ongoing “voice of the customer” approach to all Town departments involved in community & economic development and professionally challenging decisions and promoting continuous process improvement.
- Focus on growth of commercial and industrial zoned land and vacant retail space through promotion with developers, brokers, and realtors.
- Continue to identify and pursue grant opportunities as appropriate.
- Facilitate continued growth in the social media platforms to promote Economic Development initiatives and advertisements that appeal to all constituents.

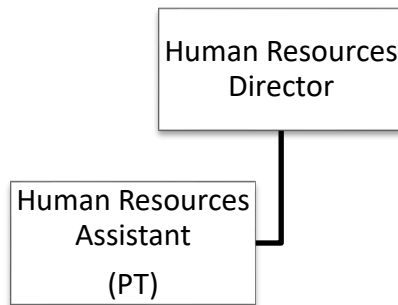
HUMAN RESOURCES DEPARTMENT

The Human Resources Department provides quality services and support in the areas of talent acquisition, benefits administration, employee and labor relations, as well as overseeing the training and safety of our staff. The delivery of these services to our employees enables them to better serve the Town’s internal and external clients.

PRIMARY PROGRAMS & SERVICES:

- Talent acquisition, recruitment and interview process, and on-boarding of all staff, and volunteers.
- Benefits administration (enrollment and coordination) for all eligible personnel, including medical, dental, life/disability, retirement, flexible spending accounts.
- Employee relations – Develop and disseminate employee information, referral resource, conflict resolution.
- Labor Relations – Assist in negotiation of all union contracts, grievances, and employee investigations.
- Risk Management - Safety Committee; claims processing and review of all worker’s compensation and liability claims.
- ADA Coordinator for the Town.
- Management of employee benefit accruals / time management, leave management.
- Administration of retirement savings plans, including defined benefit and contribution plans, e.g., 401a, 457 plans, including BOE.
- Management of occupational health program for volunteer firefighter and EMS personnel.
- Performance management administration.
- Provide various training programs for staff.
- Maintain records and oversee compliance for staff required to have a Commercial Driver’s License, and the associated random drug testing program.

ORGANIZATION CHART



PERFORMANCE METRICS

<u>Calendar Year</u>	<u>Position Postings</u>	<u>Applications Reviewed</u>	<u>Interviews Conducted</u>	<u>New Hires Processed</u>
2018	20	277	32	85
2019	18	154	67	65
2020	14	168	64	34
2021	31	780	85	32
2022	87	1,649	172	89

SIGNIFICANT ACCOMPLISHMENTS

- Continued to support remaining pandemic response matters such as employee communications, education, facility enhancements, signage, and distribution of PPE to employees.
- Supported the transition of the Town's health care insurance provider from the State Partnership Plan 2.0 to United Health Care.
- Recruited & filled numerous positions, with focus on improved customer service and efficiencies.
- Revisions and updates to numerous job descriptions.
- Supported negotiations of one open collective bargaining agreement.
- Provided diversity training for all Town employees and offered to all elected and appointed officials.
- Updated procedure per state statute for response to requests for documents regarding employees under the Freedom of Information Act.

GOALS & OBJECTIVES

- Continue to identify new candidate sources to recruit and hire top talent.
- Finalize updating of Human Resource policies and procedures, including process management such as comprehensive multidiscipline onboarding process.
- Continue to evaluate and revise job descriptions.
- Ensure compliance with state-mandated training.

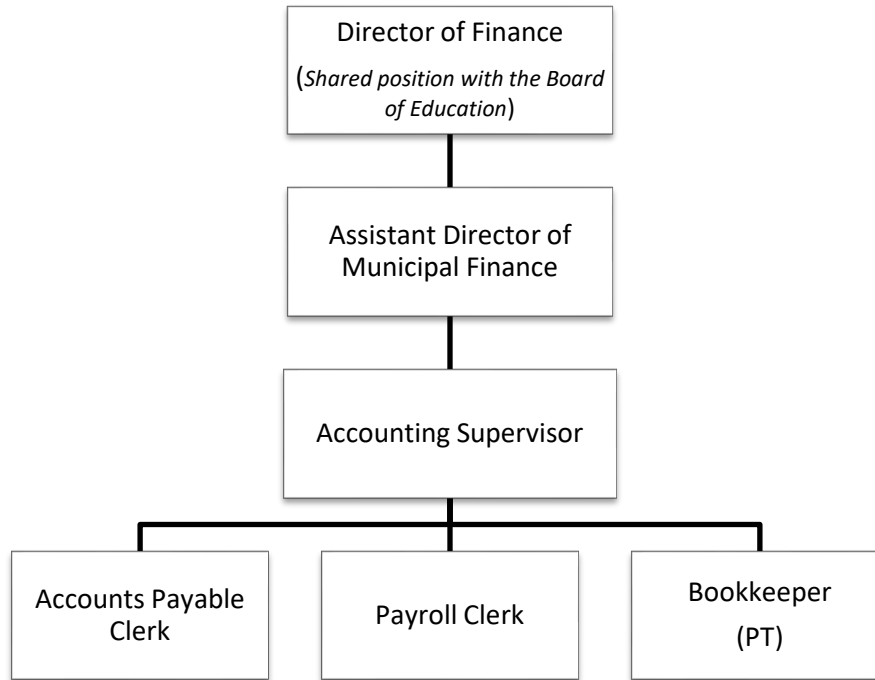
FINANCE DEPARTMENT

The mission of the Finance Department is to provide timely and accurate financial information to all members of the Public, Elected Officials, Town Departments and all Boards and Commissions; in an effort to promote better decision making and fiscal resource management; while maintaining a high level of compliance with the Town Charter, State Statute, Federal Regulations, Generally Accepted Accounting Principles, and Government Accounting Standards.

PRIMARY PROGRAMS & SERVICES

- Provides support to the First Selectman, the Town Council and the Board of Finance during the preparation and review of the Town's Annual Budget.
- Manages the Annual Audit of the Town's Financial Statements and the preparation of the Annual Comprehensive Financial Report (ACFR).
- Schedules the issuance of all authorized and appropriated general obligation bonds, working in conjunction with the First Selectman, bond counsel and the Town's Independent Financial Advisor. This process includes the preparation of the Town's Official Statement and meeting with our rating agency to review the Town's financial information to obtain a rating for the bond issue.
- Reports budget vs. actual revenues and expenditures of the Town to the Board of Finance on a monthly basis for their review.
- Provides support to the Pension Committee, in working with our actuary for the preparation of required financial disclosures, and the investment adviser with regard to managing the Town's pension assets for the defined benefit pension plan.
- Processes biweekly payroll for Town employees, accounts payable and accounts receivable.
- Reconciles all Town bank accounts and prepares the monthly report of cash and investments for the Town Treasurer, which is reported to the Board of Finance.

ORGANIZATION CHART



SIGNIFICANT ACCOMPLISHMENTS

- Recognized for the sixth consecutive year for Excellence in Financial Reporting from the Government Finance Officers Association for the Town’s Annual Comprehensive Financial Report.
- Collaborated with the First Selectman, the Town Council and the Board of Finance with the preparation and review of the FY23 Annual Town Budget in an efficient and transparent process, which was approved at the Annual Budget Referendum on May 3, 2022.

GOALS & OBJECTIVES

- Continue the Town of Monroe’s excellence in financial reporting.
- Collaborate with the First Selectman and Board of Finance in reviewing and updating all department policies and procedures.

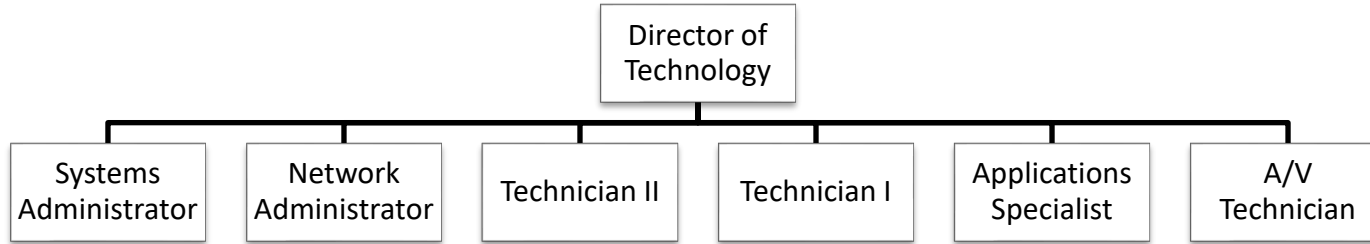
TECHNOLOGY DEPARTMENT

The Town of Monroe Technology Department's mission is to use information technology to increase the capabilities of the organization by improving service delivery, supporting policy development, and enabling information access. The IT Department is a shared service between the Town and Board of Education.

PRIMARY PROGRAMS & SERVICES

- Technology infrastructure
- Cybersecurity
- Telephony systems, including VOIP
- Audio / Visual Support (AV)
- Systems Application support
- Desktop / laptop support and maintenance
- Printer systems
- Wireless technologies
- Town-wide cellular
- Email systems
- Websites and social media accounts
- Card access control systems
- Security camera systems
- Police Department body/vehicle camera systems
- Vendor management

ORGANIZATION CHART



PERFORMANCE METRICS

	FY19	FY20	FY21	FY22
Help Desk – Ticket Counts	4,774	4,022	5,475	5,810

FY 22 SERVICE TICKETS		
monroe.local	44	Master (Root) Domain
monroeboe.monroe.local	563	Monroe Board of Education
monroepsd.monroe.local	3,822	Monroe Public Schools
monroect.monroe.local	1,008	Town of Monroe
monroelib.monroe.local	181	Edith Wheeler Memo Library
monroepd.local	192	Monroe Police Department
Total	5,810	

CURRENT USER ACCOUNTS (Excludes generic, test and service accounts)		
monroe.local	9	Master (Root) Domain
monroeboe.monroe.local	29	Monroe Board of Education
monroepsd.monroe.local	4,055	Monroe Public Schools
monroect.monroe.local	181	Town of Monroe
monroelib.monroe.local	44	Edith Wheeler Memo Library
monroepd.local	83	Monroe Police Department
Total	4,401	

SIGNIFICANT ACCOMPLISHMENTS

- Replaced aging municipal desktops at various locations.
- Eliminated all end of life desktops.
- Setup and implemented Archive Social platform to archive all town-sanctioned social media accounts.
- Upgraded Town's website and migrated to newly registered .gov domain.
- Replaced uninterruptable power supply at Town Hall.
- Completed upgrades for EMS Department.
- Implementing Multi-Factor Authentication for internally hosted, externally facing assets in February 2023.

GOALS & OBJECTIVES

- Implement technology that supports the Center for Internet Security, Version 8, Implementation Group 1 cybersecurity controls.
- Implement multifactor authentication on all administrative (elevated) accounts and externally facing systems.
- Upgrade bandwidth and improved connections for Wide Area Network.

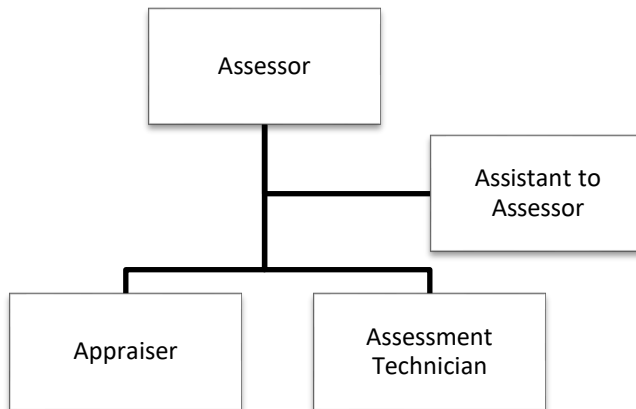
OFFICE OF THE ASSESSOR

The Assessor’s Office ensures Monroe property owners share the tax burden through the discovery, listing, and equitable valuation of all real estate, business personal property, and motor vehicles in accordance with governing state statutes and the Uniform Standards of Professional Appraisal Practice. The overwhelming majority of the town’s revenue is generated through the assessment process.

PRIMARY PROGRAMS & SERVICES

- The primary function of the department is the development, oversight, and management of the Town’s annual Grand List.
- Implements state mandated town-wide property revaluations every 5 years.
- Updates and maintains accurate property record and assessment information.
- Generates and files mandatory reports for the State of Connecticut as prescribed by state statute.
- Administers various town and state mandated exemption programs.
- Generates valuation estimates for prospective real estate projects.
- Provides property valuation, exemption information, mapping, and ownership records to the general public.

ORGANIZATION CHART



PERFORMANCE METRICS

Grand List Account Totals	<u>2019 GL</u> FY 21	<u>2020 GL</u> FY 22	<u>2021 GL</u> FY 23
Real Estate Parcels	7,809	7,812	7,815
Motor Vehicles	21,393	21,827	21,551
Personal Property	1,400	1,434	1,516
Senior Tax Relief Program Applicants	420	418	362
Total Board of Assessment Appeals	92	37	28

**Motor vehicle total includes supplemental accounts.*

SIGNIFICANT ACCOMPLISHMENTS

- The Assessor's Office is fully staffed with trained personnel after the retirements of two long time staff members during the prior fiscal year.
- Converted all active real estate assessment database records from Vision 6.5 to Vision 8 in order to remain current with software support and the IT Department's recommended security specifications.
- Worked with the Human Resources Director to update the Assessor's Assistant and Assessment Technician job descriptions to accurately depict the functions of these positions.
- Resolved 22 of 32 appeals stemming from the 2019 revaluation.
- Updated all assessment forms and applications on the Assessor Department section of the Town website for migration to the new web interface.
- Met all assessment deadlines on time and in accordance with Connecticut General Statutes.

GOALS & OBJECTIVES

- Complete necessary requirements, including continuing education credit hours and reapplication process, for Assessor to keep current Connecticut Certified Municipal Assessor (CCMA II) and Personal Property Revaluation Employee (PPRE) designations with the Office of Policy and Management prior to their 2023 expiration dates.
- Complete a request for proposal to contract with a state-certified revaluation firm to assist in the 2024 Grand List revaluation project.
- Receive appropriate training and guidance from the Office of Policy and Management and the Connecticut Association of Assessing Officers to properly implement the legislative changes affecting the assessment of motor vehicles and business personal property for the 10/1/2023 Grand List.
- Work with the Town Attorney to resolve remaining appeals stemming from the 2019 revaluation in an equitable and cost-effective fashion.
- Continue working with the First Selectman, Town Attorney, and economic development team to propose updates and revisions to the Commercial Tax Abatement Ordinance and the Town's Senior and Totally Disabled Homeowner's Tax Relief Program.

- Dispose of all old records as authorized by the Connecticut State Library's Office of Public Records Administrator.
- Continue working to enhance efficiency and customer service through communication with residents, website/software integration, and remote service opportunities.
- Continue working with the Town's economic development team to provide useful data and input for consideration in potential new development projects and broader strategic planning.
- Continue professional training to remain current with state certifications, legislative changes, software/technological upgrades, and market trends.

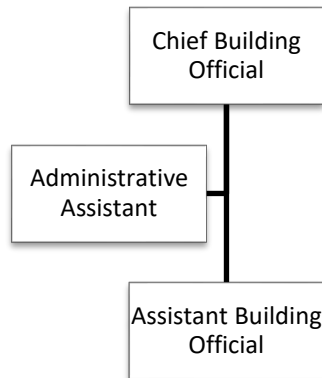
BUILDING DEPARTMENT

The mission of the Building Department is to maximize building safety for the general public, to enforce the Connecticut State Building Code, to provide efficient record retention, and to maintain positive public relations.

PRIMARY PROGRAMS & SERVICES

- The Building Department enforces The Connecticut State Building Code for building, electrical, mechanical, plumbing and energy code requirements necessary to promote the health and life safety for the people of Monroe by reviewing, developing, adopting and administering the State Building Code. (Connecticut General Statutes Chapter 541 including but not limited to Sections 29-262-1a through 29-262-11a.)
- Conduct plan reviews; issues permits; performs inspections and testing; issues Certificates of Occupancies or Certificates of Completion for each form of new, repaired, or altered structures throughout the town.
- Researches state statutes and building codes, and coordinates town department approvals to maximize building safety conditions for the general public involving public, commercial, and residential buildings.
- Investigates complaints, fire and demolition activities; responds to emergencies; issues abatements, cease and desist orders, investigates and processes violations, request orders for condemnation, injunctions, and fines.
- Maintain the high ISO insurance rating for the Town.

ORGANIZATION CHART



PERFORMANCE METRICS

<u>Permit Processed</u> <i>Includes both new and alterations</i>	<u>2015</u>	<u>2016</u>	<u>2017</u>	<u>2018</u>	<u>2019</u>	<u>2020</u>	<u>2021</u>	<u>2022</u>
Residential	221	184	202	210	226	212	136	125
Commercial	51	25	41 ⁽¹⁾	26	23	36	27	30
Public Buildings			2		4	0	0	1
Other (e.g., pools, sheds)	144	199	264	201	223	449	462	471
Mechanical (e.g., electric, HVAC)	803	884	925	857	985	1,150	1,113	1,274
Totals	1,219	1,292	1,434	1,294	1,461	1,847	1,738	1,901

(1) Driven by increase in alterations.

SIGNIFICANT ACCOMPLISHMENTS

- Implementing the 2022 Connecticut State Building Code.
- Continued to process increased permitting activity as compared to 2019 and prior.
- Refreshed the Building Department pages on the Town website.
- Improved scheduling process for ease of tracking and improved customer service. Implemented greater flexibility in inspection scheduling request process, half-hour windows, and accommodations for urgent inspections. Authorized image submissions in specific, limited projects.
- Greatly improved permit issuance procedures, with average turnaround reduced to less than 2 weeks for smaller projects. Implemented same-day issuance of permits for roofing, siding, window/door replacement and signs. Began electronic (email) delivery of permits.

GOALS & OBJECTIVES

- Full implementation of online system to include complex Building Permits involving multiple departments.

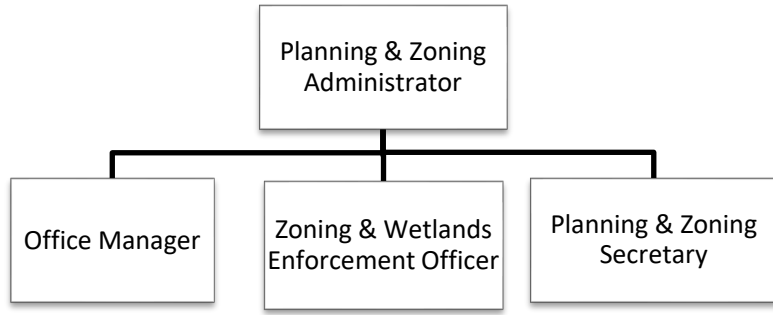
PLANNING & ZONING DEPARTMENT

To protect the public health, safety and general welfare of the community by providing administrative and professional technical services to the Planning and Zoning Commission, Inland Wetlands Commission, Zoning Board of Appeals, associated local boards and commissions, federal agencies, state agencies, and the general public, in order to assist the Town in guiding the orderly development and use of land to provide housing and employment opportunities; to stabilize the property tax base; to foster and enhance the visual image and vernacular character of the Town; and to protect wetlands and watercourses, open space and areas of sensitive and unique natural resources within the Town.

PRIMARY PROGRAMS & SERVICES

- Administrative and professional technical services to the Planning and Zoning Commission, Inland Wetlands Commission, Zoning Board of Appeals and related enforcement capacities under the combined Zoning & Wetlands Enforcement Officer, and Zoning & Wetlands Citation Hearing Officers.
- Land use development application review and processing, and enforcement/permitting inspections, compliance assessment, reports and coordination with legal counsel as necessary.
- Provides support services to Town residents and property owners, developers and institutional/civic organizations, as well as in regard to Planning and Zoning Commission, Inland Wetlands Commission and Town initiatives and projects.
- Study and administration of matters relating to the physical, social and economic planning and coordinated development of the Town in accordance with the Town Charter, Plan of Conservation and Development, Inland Wetlands and Watercourses Regulations, Zoning Regulations and Subdivision Regulations.
- Preparation of draft amendments to Inland Wetlands and Watercourses Regulations, Zoning Regulations and Subdivision Regulations, as well as other Town Ordinances.
- Maintenance of the official Town Plan of Conservation and Development (POCD), Official Zoning Map, Zoning Regulations, Subdivision Regulations and Street Index.
- Public and intra-agency government assistance and referral consideration.

ORGANIZATION CHART



Note: Above incorporates consolidation of Town Planner and P&Z Administrator roles.

PERFORMANCE METRICS

SUMMARY OF PLANNING AND ZONING PERMIT / DEVELOPMENT ACTIVITY						
COMMISSION ACTIVITY	2018	2019	2020	2021	2022	
Approved Commercial Projects	19	12	11	7	5	
Approved Commercial Projects Staff – Minor Site Plan	N/A	N/A	4	6	5	
Approved Subdivision Lots	Residential Lots	6	4	3	2	3
	Commercial Lots	0	5	0	0	0
New House Construction Approved	18	7	8	12	7	

INLAND WETLANDS	2019	2020	2021	2022
Service/Category				
Inland Wetlands Commission (IWC) Applications	16	10	15	11
Agent Approval application	29	26	31	14
Permitted Uses	22	20	7	2
Remediation Submissions	6	2	6	0
Citations	4	2	0	0
Violations (new)	16	12	2	3

INLAND WETLANDS	2019	2020	2021	2022
Violations (active)	47	25	4	3
Violations (resolved)	23	26	29	12

ZONING ENFORCEMENT ACTIVITY	2018	2019	2020	2021	2022
Certificate of Zoning Compliance (Zoning Permit)	234	288	305	279	236
Accessory Apartment Permits	4	4	2	1	0
Home Based Business Permits	24	17	18	8	11
Sign Permits	26	21	20	29	22
Other Building Permit Signoffs	203	167	208	234	252
Floodplain Permits	6	1	1	1	3
Zoning Compliance Letters	10	3	6	16	17
Zoning Notice of Violation	31	27	24	16	5
Zoning Citations	4	18	5	0	15
Blight Investigations	5	4	5	8	2
ZEO Decision Appeals to ZBA	1	0	1	0	0
ZEO Decision Appeals to Court	2	1	1	0	0
Cease and Desist Order	0	0	0	3	2
New Business Occupancy	12	6	8	24	41

PLANNING & ZONING and ZONING BOARD OF APPEALS ACTIVE APPLICATIONS and ACTIONS ⁽¹⁾

ACTION / PERMIT	2018				2019				2020				2021				2022			
	PYP	NEW	DET	EYP	PYP	NEW	DET	EYP	PYP	NEW	DET	EYP	PYP	NEW	DET	EYP	PYP	NEW	DET	EYP
Special Exception Permits	2	9	9	2	2	13	12	3	3	5	4	4	1	15	15	0	0	5	5	1
Site Development Plan	0	4	4	0	0	0	0	0	0	6	3	3	0	2	2	0	0	1	1	0
Minor Site Plan (Staff)	N/A				N/A				N/A	N/A	4	4	0	3	3	0	0	2	2	0
Permit Amendment Modification	0	9	9	0	0	7	7	0	0	4	3	1	0	2	2	0	0	6	5	1
Excavation /Filling Permit	0	0	0	0	0	3	1	2	2	0	2	0	0	2	2	1	0	0	1	0
Subdivision	0	2	2	0	0	2	2	0	0	0	0	0	0	3	3	1	0	0	1	0
Zone Boundary Change	0	2	0	2	2	0	2	0	0	4	2	2	1	2	2	0	0	1	1	0
Scenic Road Development Permit	0	0	0	0	0	1	1	0	0	1	1	0	0	0	0	0	0	0	0	0
Zoning Text Amendment	0	6	5	1	1	6	7	0	0	6	4	2	0	10	10	0	0	4	4	0
Subdivision Text Amendment	0	1	1	0	0	0	0	0	0	0	0	0	0	0	0	0	0	1	1	0
CGS §8-24 Municipal Referral	1	0	1	0	0	0	0	0	0	3	3	0	2	5	5	0	0	2	2	0
Bond Reduction/Release/ Hold	0	8	8	0	0	11	11	0	0	13	13	0	0	6	6	0	0	1	1	0
Time Extensions	0	30	30	0	0	11	11	0	0	11	11	0	0	8	8	0	0	1	1	0
ZBA Variance Applications	1	5	5	1	1	1	2	0	0	2	2	0	0	3	2	1	0	0	0	0
ZBA Zoning Appeals	0	1	1	0	0	1	1	0	0	1	1	0	0	0	0	0	0	0	0	0
ZBA Court Appeals	0	0	0	0	0	1	0	1	1	2	0	3	0	0	0	0	0	0	0	0
P&Z Court Appeals	0	1	1	0	0	1	0	1	1	0	1	0	0	0	0	0	0	1	0	1

INDEX: PYP – Past Year Pending NEW – New Submission DET – Determination Issued EYP – End of Year Pending # – Number Issued

⁽¹⁾ The above data is purely quantitative and does not distinguish variable complexity, site or applicant specific considerations.

SIGNIFICANT ACCOMPLISHMENTS

- Completed 2022-2027 Affordable Housing Plan as required by state law, which was adopted by the Planning & Zoning Commission.
- Completed overhaul of department pages on the new Town website.
- Final testing of complex online building permits workflow with MetroCOG.
- Adoption of new Zoning Regulation amendments, including:
 - Excavation/Filling Applications - time extensions.
 - Interior Lots - re-established standards and authorization.
 - Architectural Review Board - eliminated language regarding referral and review of residential developments that was inconsistent with Town Charter.
 - Established standards and authorization for use of millings.
 - Zoning Board of Appeals - eliminated language inconsistent with state statutes.
 - Special Design District – adopted zoning standards for the first Special Design District.
- Implemented combined Zoning and Wetlands Enforcement position.
- Completed Open Space Plan as a supplement to the 2021 POCD adopted by the Planning and Zoning Commission.

GOALS & OBJECTIVES

- Continued review of regulations with Planning & Zoning and Inland Wetlands Commissions to recommend updates as appropriate.
- Continued assistance with Zoning Regulations Subcommittee on regulation amendments.
- Establish Wetlands Regulations Subcommittee to assist on regulation amendments.
- Prioritize recommendations in the 2021 Plan of Conservation and Development and develop implementation plan.
- Launch of final remaining online permitting function for complex building permits.

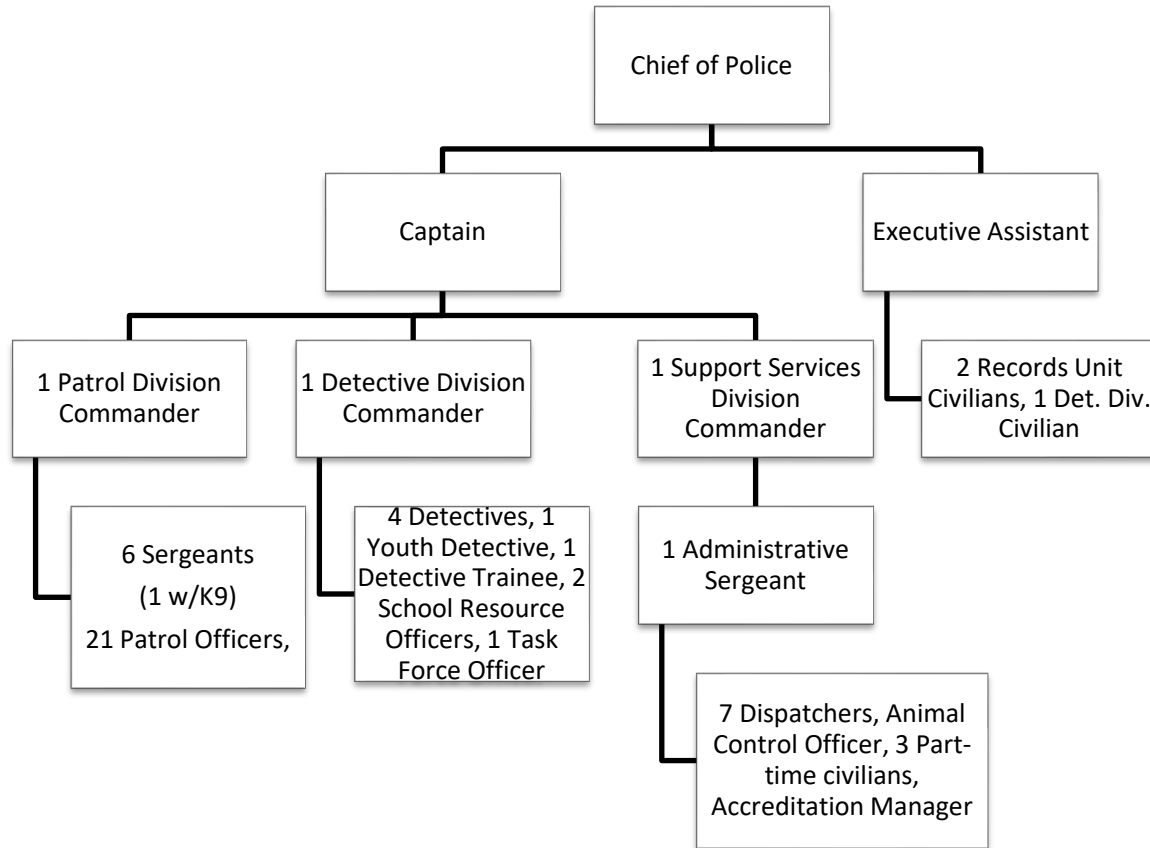
POLICE DEPARTMENT

The Monroe Police Department provides a safe and orderly environment in the town through professional services, dedication and partnership with the community to enhance the quality of life, while maintaining the highest moral and ethical standards.

PRIMARY PROGRAMS & SERVICES

- Responsible for all Law Enforcement activity within the Town of Monroe.
- Investigate all criminal offenses, vehicular collisions and serious injury events within this jurisdiction.
- Provide community-oriented, crime prevention strategies to residents and businesses to deter or prevent criminal behavior or anti-social conduct.
- First Responders for Emergency Medical Services.
- Proactive traffic safety initiatives.
- Active participants in the community, focused on activities and events with our youth and other community members and organizations.

ORGANIZATION CHART



PERFORMANCE METRICS

	<u>FY19</u>	<u>F20</u>	<u>FY21</u>	<u>FY22</u>
ASSAULTS	2	3	2	5
BURGLARY	24	10	14	19
LARCENY	103	94	103	99
ROBBERY	4	0	1	1
SEX CRIMES	14	9	14	8
DOMESTIC VIOLENCE	99	103	83	112
STOLEN VEHICLE	5	14	16	17
MOTOR VEHICLE ACCIDENTS	532	516	432	405
EVADING ACCIDENTS	38	35	34	52
TRAFFIC STOPS	3,218	2,848	1,817	2,406
DUI	78	49	37	31
DRUG/NARCOTICS	51	42	14	6
WEAPONS VIOLATIONS	15	14	6	10
PSYCHIATRIC	NA	91	75	78

SIGNIFICANT ACCOMPLISHMENTS

- Continued to grow the Community Resource Officer Program to strengthen relations with the community.
- Maintained full staffing while most police departments in the region were struggling to hire, while minimizing overtime expense, and allowing department personnel to continue to provide a high level of professional service to the town.
- Recruited certified officers from other departments, reducing the expenses of basic training and filling vacancies faster, thus limiting overtime expenses and putting experienced officers immediately on patrol.
- Assigned an officer to a temporary regional violent crime task force to address the uptick of violent crime in the area, providing a valuable experience for that officer, affording a wealth of information and resources to the officer and the police department, with all expenses covered by a State grant.

GOALS & OBJECTIVES

- Continue to engage in police strategies to improve the effectiveness, efficiency and legitimacy of the department.
- Continue to promote the physical and emotional wellness of employees for the benefit of the individual and to improve the quality of service to the community.

- Advance the development of leaders within the Department, through mid-level management and administrative training courses, to ensure quality succession planning for management and supervisory positions.
- Continue to identify improvements in technology to enhance our policing services, reducing hours needed for investigations and mitigating the need for additional personnel.

VOLUNTEER FIRE SERVICES

It is the mission of the Stepney, Monroe and Stevenson Fire Departments to provide fire suppression and rescue services to the citizens of the Town of Monroe in an efficient and effective manner with the best resources provided by the community.

More specifically, the objective of the Town of Monroe Volunteer Fire Services is to provide aid in the preservation and protection from damage and destruction by fire and other emergencies of the properties within the limits of such, in any portion of the Town of Monroe and bordering towns, as agreed on by mutual aid agreements and to acquire, hold and use such equipment, apparatus and other personal property as may be required in the promotion of such purpose; and to acquire and hold such real property as may be necessary for the housing and care of such personal property.

PRIMARY PROGRAMS & SERVICES

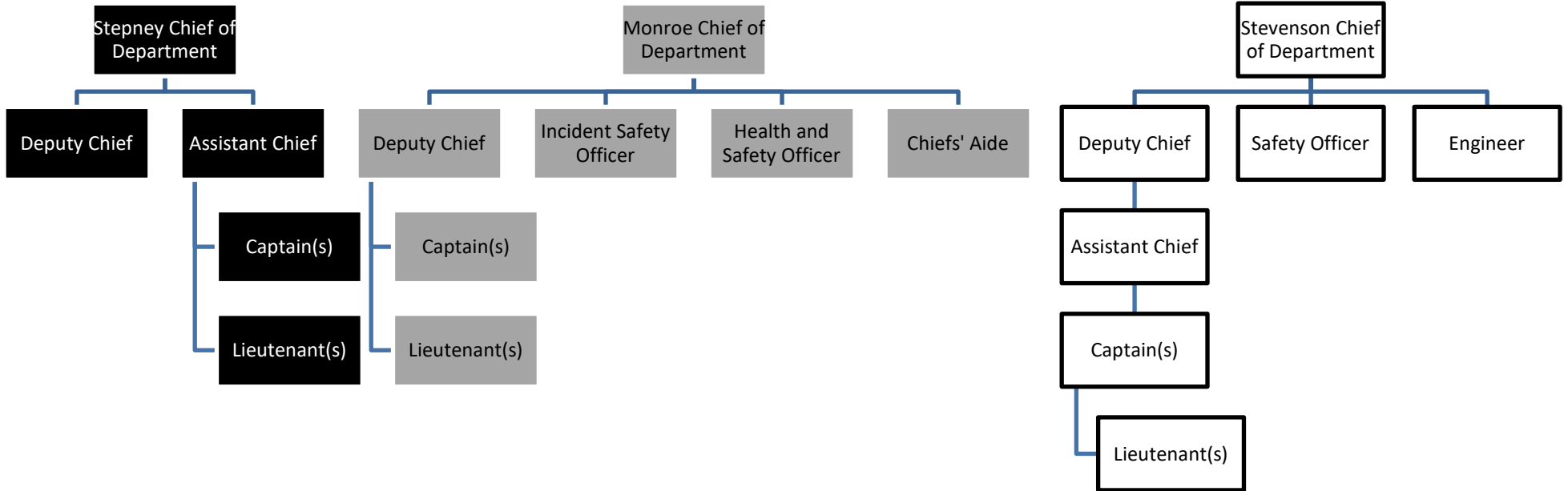
- Save Lives and Protect Property
- Fire Suppression
- Rescue Services
- Hazardous Materials Incident Stabilization
- Fire Prevention and Community Education/Outreach

ORGANIZATION CHART

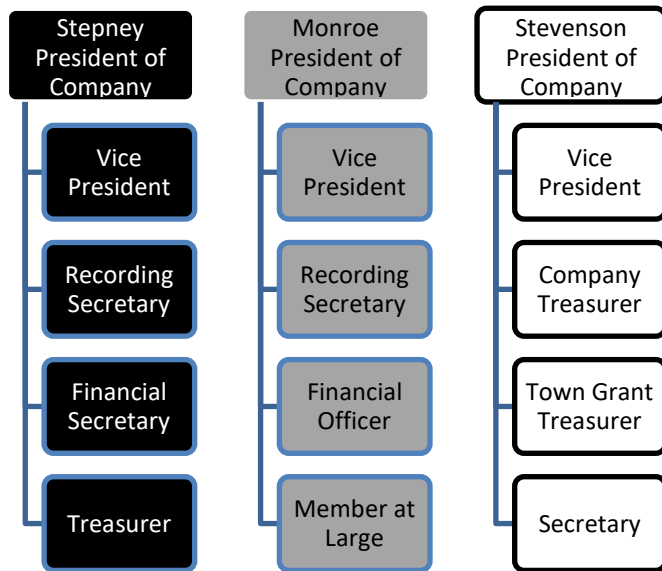
The Town of Monroe Volunteer Fire Services is comprised of three independent volunteer fire companies, each organized under the laws of the State of Connecticut. Each company is either a 501(c)(3) or 501(c)(4) organization exempt from Federal and State income tax. While each company independently reports to the Town of Monroe, a combined officers and chiefs association enable synergies and sharing of information across the organizations and all departments work together on scene of any major fire or rescue incident.

Generally speaking each Company is comprised of an operational branch led by the Chief of Department and an administrative branch led by the President of the Company. Each Company's composition of the Board of Directors is slightly different, but there is commonality that the members of each Company elect that Company's Board of Directors.

Operational Organizational Charts

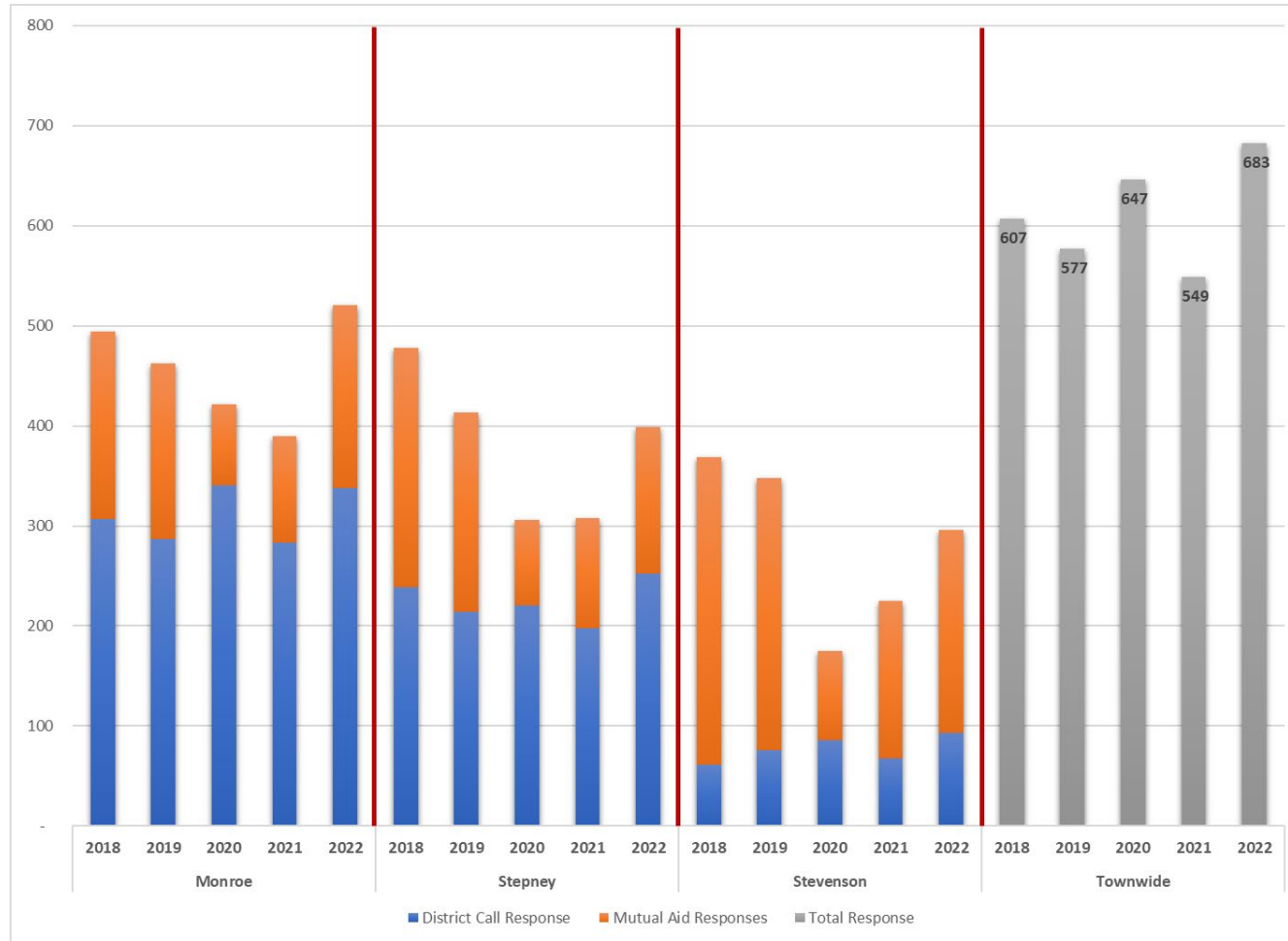


Administrative Organizational Charts



PERFORMANCE METRICS

- The 2020 and 2021 calendar years impacted performance metrics for all three Companies due to response protocol changes in response to COVID-19 and some residents being less inclined to call for emergency services. In general, automatic mutual aid, for other than the most serious incidents, was curtailed from March 2020 through June 2021.
- For the 2022 calendar year, the Town of Monroe Fire Services are projected to respond to 683 incidents, representing 134 (or 24%) more incidents than in calendar 2021. This is also 36 (or 6%) more than CY20, which was impacted by a one-time large storm.



SIGNIFICANT ACCOMPLISHMENTS

- Implemented an overnight program that provides station coverage by four certified firefighters four nights per week from 10 PM – 6 AM (Monroe district).
- Maintained 100% response to alarms despite a 24% increase in call volume, had crews assigned to cover 100% of overnight shifts during the year, and crews on duty at the station approximately 3 nights per week during the entire year (Monroe district). Duty crew program initiated in the Stepney district and sustained throughout 2022.
- Eight new certified firefighters across Town (and at least 4 additional enrolling in Firefighter I in January 2023).
- Maintained compliance with strict minimum annual training requirements, including holding training sessions at least twice per month, conducted live fire training evolutions, and leveraged outside resources for specialized knowledge (e.g., rope rescue, machinery rescue, firefighter leadership development)
- Monroe district applied for a FEMA Assistance to Firefighter Grant for Self-Contained Breathing Apparatus, but was not awarded.
- Experienced no significant firefighter injuries.

GOALS & OBJECTIVES

- Maintain 100% response call coverage, including delivery of high quality, cost effective professional services.
 - Our live-in program will soon extend past our existing members with collaboration with local higher education institutions; this will provide additional coverage (up to 7 nights per week and increase our roster size in the future). Our live-in program has demonstrated success in reducing overnight response time by nearly 50%.
- Continue to address and implement recommendations arising from the Fire Study report.
- Increase recruitment efforts and our ranks of active and certified firefighters.
 - Average responders per call has decreased slightly to 7.1 from 7.6 one year ago (Monroe district data), primarily due to more of our roster returning to higher education away from home post-pandemic.
- Maintain superb safety record, compliance with OSHA and NFPA standards, and meet or exceed minimum training mandates.
- Continue to realize cost savings through diligent negotiations with vendors and purchasing using volume incentives and state contracted prices and combined purchasing.
- Evaluate feasibility (and apply if feasible) of specific and regional grant opportunities for the fire service to procure necessary equipment (while we were rejected for a FY22 AFG for a regional interoperability radio grant, we intend to reapply, to the extent applicable, when the next funding round opens).

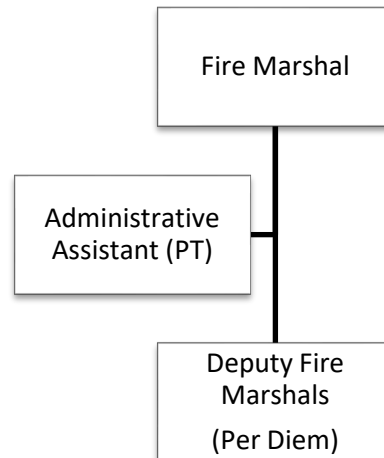
OFFICE OF THE FIRE MARSHAL

The Fire Marshal’s Office provides professional, Life Safety protection to the citizens of the Town of Monroe through Inspection, Prevention, and Investigation as regulated by applicable state law and regulations.

PRIMARY PROGRAMS & SERVICES

- Thorough investigation of all fire incidents in Town as per state law and regulations.
- Life Safety Inspections and overall safety of all public and private schools and daycare buildings.
- Life Safety Inspections of all commercial and new commercial construction occupancies in town as regulated by Connecticut General Statutes Chapter 541.
- Issuance of blasting, open burn and campfire, and tank (oil & propane) permits throughout town.
- Review and approval of new commercial building plans including fire sprinkler systems.
- Onsite inspection for removal and installation of underground fuel tanks, and installation of new tanks.

ORGANIZATION CHART



PERFORMANCE METRICS

	2019	2020	2021	2022
Fire investigations completed, and reports filed with the State Fire Marshal's Office: (2 fatal fires 1 open investigation)	36	37	42	42
Completed Life Safety Inspections:	305	219	165	208
CT State Blasting Permits Issued	5	9	18	26
Assist residents with the installation of smoke and/or carbon monoxide detectors:	5	2	1	3
Private fireworks displays:	3	0	0	0

SIGNIFICANT ACCOMPLISHMENTS

- Issued 26 state blasting permits for commercial and residential construction sites throughout Town. Responded to questions and addressed concerns from residents regarding blasting activity.
- Provided in-person fire safety education programs to over 900 elementary and pre-school children.
- Completed 42 residential fuel tank inspections for removal and install.
- Participated in 26 online continuing education classes as sponsored and/or required by the Connecticut State Fire Marshal's Office.
- Instructed multiple employees of Monroe businesses on fire extinguisher operation, including a live burn practical.

GOALS & OBJECTIVES

- Implement the new Connecticut Fire Safety Code as instituted by State of Connecticut Fire Marshal's Office in October of 2022.
- Continue state-mandated ongoing training for Fire Marshal certification.
- Continue to work with other Town departments to enhance community relations and streamline permitting process.

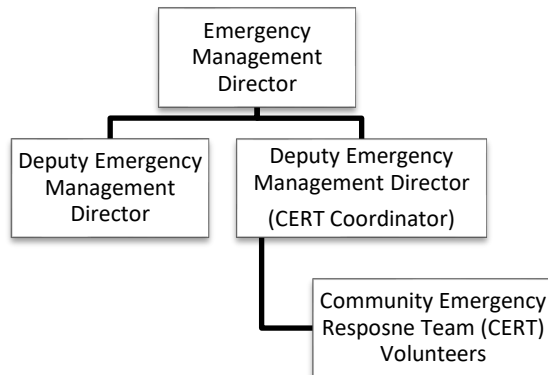
EMERGENCY MANAGEMENT DEPARTMENT

The mission of the Emergency Management Department includes the coordination and collaboration with state, local, federal, and private sector partners, as well as the public to develop, maintain, exercise, and train on a comprehensive local emergency management plan and program; to direct and coordinate all available resources to protect the life and property of the residents of Monroe in the event of a disaster or crisis, through a comprehensive program of prevention, planning, preparedness, response, recovery, mitigation, and public education; and to maintain, operate, and oversee the Monroe Emergency Operations Center.

PRIMARY PROGRAMS & SERVICES

- Prepare emergency response plans for the Town of Monroe for the impacts of emergencies, disasters and security threats.
- Advance the resiliency of the town through mitigation, preparedness, response, and recovery from such events.
- Provide coordination among various departments and agencies, including utility companies, during emergencies such as major storms.
- Promote and implement community preparedness events.
- Manage the volunteer Community Emergency Response Team (CERT), which assists the Town in preplanned events such as the annual Memorial Day Parade, United Ride (in memory of 9/11), and with parking and public access at the summer programs conducted at Wolfe Park, in addition to any emergency deployments.
 - Provide 20-hour CERT training course for volunteers.
 - Actively participate with other regional CERT programs in training and mutual aid response.
- Active, voting member on the Regional Emergency Planning Team.
- Maintain standards as presented by the State Division of Emergency Management and Homeland Security.

ORGANIZATION CHART



PERFORMANCE METRICS

	<u>2018</u>	<u>2019</u>	<u>2020</u>	<u>2021</u>	<u>2022</u>
Total membership	85	105	105	107	108
Active membership	40	42	39	45	45
Meetings/Training events	38	39	18	25	22
Activations	23	26	30	38	19

SIGNIFICANT ACCOMPLISHMENTS

- Trained over 183 citizens (since inception) in the Basic CERT course, with over 45 remaining active with our local CERT.
- Maintained joint training and collaboration with our Region 1 response partners.

GOALS & OBJECTIVES

- Train and certify additional personnel in the use of WebEOC.
- Train department heads in Nation Incident Management System concepts, including the Incident Command System.
- Conduct another basic CERT training course during 2023.
- Continue to increase the number of CERT members trained in emergency shelter management.

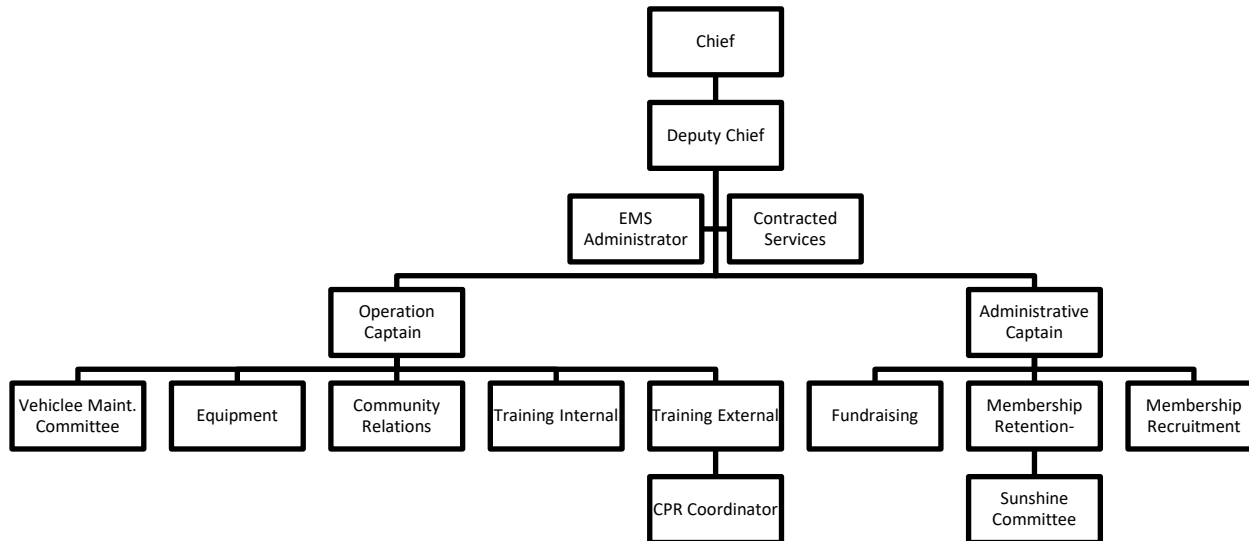
EMERGENCY MEDICAL SERVICES

The mission of Monroe Volunteer Emergency Medical Service is to provide high quality pre-hospital emergency medical care with respect, empathy and understanding.

PRIMARY PROGRAMS & SERVICES

- Response to emergency medical calls.
- Conduct public CPR and first aid training.
- Provide ambulance coverage at special events.
- Records management & data analysis (reporting and analysis on membership, training, equipment, call handling & performance, patient categories, vehicle maintenance.)
- Administration and oversight of medical claims processing.

ORGANIZATION CHART



PERFORMANCE METRICS

	2015	2016	2017	2018	2019	2020	2021	2022
Calls for Service	1,374	1,435	1,497	1,485	1,531	1,414	1,633	1,849
Volunteer Hours	9,612	9,358	10,166	8,141	8,795	9,423	9,283	7,818
Volunteers	48	52	49	43	44	45	40	37

SIGNIFICANT ACCOMPLISHMENTS

- In 2022, Monroe EMS received more calls for service than any previous year. This represents a 13% increase in EMS requests.
- Crews continued services while working out of a construction trailer due to the construction of the new EMS facility.
- Maintained overall response standards despite statewide industry-wide shortage of EMS personnel.
- Renovations and expansion of EMS headquarters substantially completed; Department personnel assisted with the construction project by working with the designer, architect, and construction manager.

GOALS & OBJECTIVES

- With facility improvements completed, resume level of in-station volunteer hours (vs. home response).
- Resume Emergency Medical Responder and Emergency Medical Technician training courses to increase number volunteers.
- Resume public CPR and first aid training.

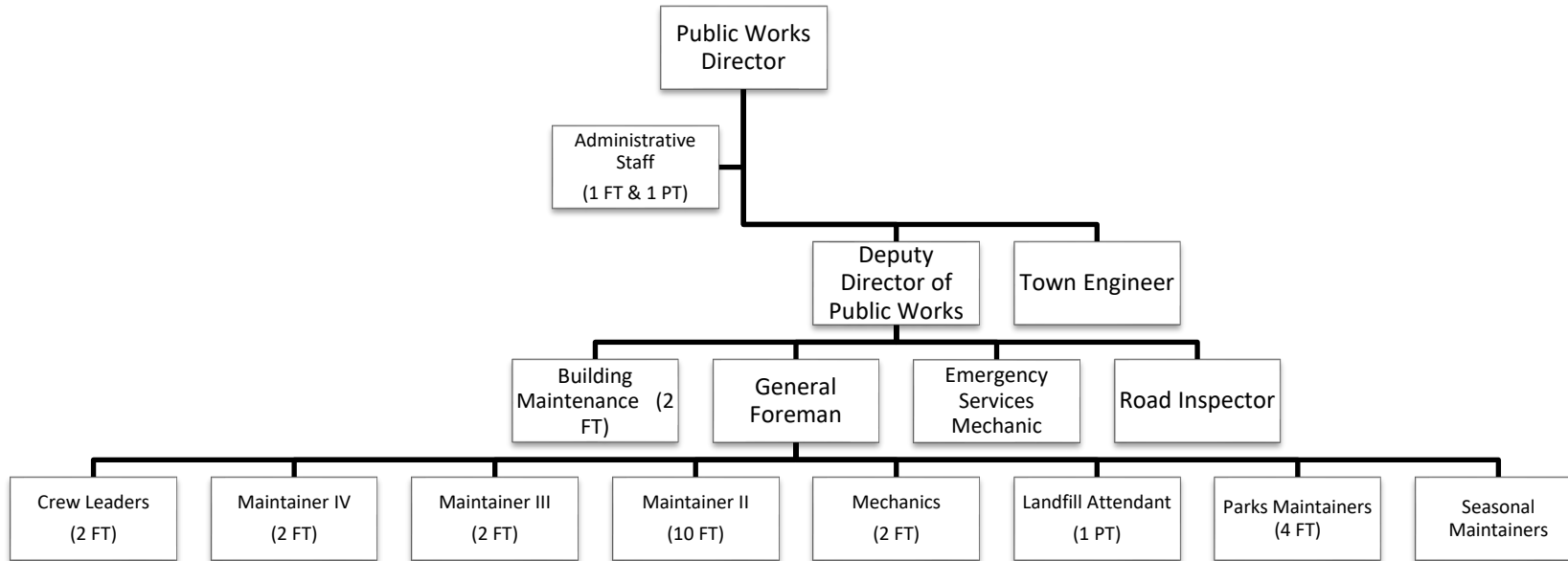
DEPARTMENT OF PUBLIC WORKS

The mission of the department is to enhance the quality of life for residents of the Town of Monroe through the safe, responsive, efficient and effective delivery of services to every neighborhood.

The Department of Public Works (DPW) includes the Building Maintenance & Highway divisions. This budget also proposes the migration of the maintenance functions, currently in Parks & Recreation, into Public Works.

- Building Maintenance - this division provides general and contracted maintenance of 20 public facilities including the Town Hall, Police Department, Library, Senior Center, Firehouses, and Highway Garage. In total, the building maintenance division is responsible for 236,911 square feet of building and 11 emergency generators with 1 full-time Building Maintainer and 1 full-time custodian. This budget includes migration of the staff and responsibilities of the exterior maintenance at these locations from Parks & Recreation into Public Works, as well as the maintenance of the Town Hall and Stepney Greens, Wolfe Park, Webb Mountain, and the Route 110/111 Roundabout.
- Highway - this division performs all of the maintenance and construction work within the Town owned right-of-way over the 143 miles of road, 5 miles of which are dirt roads. These functions include road reconstruction, excavation, paving, pothole patching, curbing, topsoil & seed, drainage pipe, drainage structure installation, traffic sign installation, street sign installation, roadside trimming, roadside mowing, litter cleanup, street sweeping, tree removal, tree trimming, snow plowing, sanding, dirt-road grading, dust control, and guiderail maintenance. Highway also participates in the annual bulky waste pickup and collection of waste motor oil.
- Engineering – provides design and project development/coordination, and technical support and services to the various local boards and commissions, the Town administration, other Town departments, applicants and/or their representatives, and the general public, in addition to coordination with the State Department of Environmental Protection, State Department of Transportation, Metropolitan Council of Governments, utility companies, and other applicable agencies and/or organizations.

ORGANIZATION CHART



Note: Above incorporations movement of maintenance staff from Parks & Recreation into Public Works

PERFORMANCE METRICS

HIGHWAY

	<u>FY15</u>	<u>FY16</u>	<u>FY17</u>	<u>FY18</u>	<u>FY19</u>	<u>FY20</u>	<u>FY 21</u>	<u>FY22</u>
Road miles repaired/paved	4.14	2.96	6.80	5.58	4.77	5.26	3.30*	4.83
Miles striped	54.0	49.5	43.5	45.0	40.0	39.2	35.0	58.6
Drainage pipes addressed	0.25	3.73	3.91	2.29	2.36	2.75	1.10	1.8
Catch basins cleaned	350	400	581	1,021	538	520	1,000	1,081
Number of bulky waste pickups	918	560	720	724	773	616	845	851

* Significant work was delayed due to supply chain challenges impacting ability to obtain drainage pipe.

	2010	2014	2018	2022
Pavement Condition Index*	64.0	72.6	75.0	TBD

*Evaluated on a 4-year cycle. 2022 analysis currently being finalized by vendor.

Service/Category	2018	2019	2020	2021	2022
Technical reviews for PZC applications	27	46	52	44	38
Technical reviews for IWC applications	19	46	30	27	29
Technical reviews and recommendations for flood plain permits	1	3	11	3	1
Technical Assistance with drainage complaints, traffic issues, etc.	<i>Not tracked</i>		16	14	25
Town projects	13	7	10	13	6
State projects	5	3	1	1	1

SIGNIFICANT ACCOMPLISHMENTS

- Increased departmental drainage repairs and new installations without need for vendors by utilization of new excavator. Progress impacted by supply chain shortages of drainage pipe.
- Increased permanent repair of delaminated and deteriorated road segments with utilization of milling equipment.
- Ongoing coordination and management of the Pepper Street and Housatonic Rail Trail projects.
- Ongoing coordination of the state-mandated MS4 permit; met goals and requirements.
- Awarded a \$500,000 grant for the reconstruction of Old Zoar Road for the FY24 construction season.
- Commenced the four-year pavement management study to continue assessing pavement condition and to inform prioritization of drainage replacement and pavement program.
- Contracted with Tighe & Bond for on-call engineering services for design and scope efforts for various projects.
- Town Hall doors replacement project substantially completed.
- Requests for Proposals released for roof replacement projects at Stevenson #2 & Stepney #2 fire stations.
- Locked in electricity generation costs through a “blend and extend” contract.

GOALS & OBJECTIVES

- Assume full responsibilities of maintenance staff responsible for town-owned properties including Town Hall/Police Department, Library, Food Pantry, Senior Center, Town Hall and Stepney Greens, six firehouses/EMS facility, Webb Mountain, Animal Control Facility, and the Town’s responsibilities in maintaining the state roundabout at route 110/111.
- Continued increase use of in-house drainage installation program by Town staff.

- Continued use of customer service standards to improve efficiency, project planning and prioritization.
- Implement a point of service payment processing system for highway modification permits.
- Continue with fleet replacement program.
- Improve and align engineering scope and design priorities for Town projects.
- Complete Pepper Street reconstruction project.
- Continued management of Judd Road bridge and Housatonic Rail Trail projects through completion.

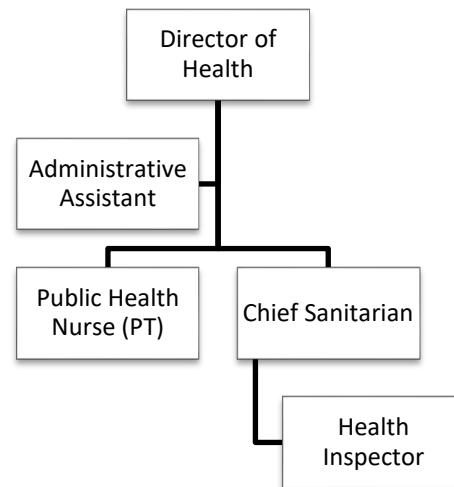
HEALTH DEPARTMENT

The Monroe Health Department is committed to providing exceptional professional service to our community to improve the quality of life through the promotion of health, prevention of disease and injury, and fostering a healthy environment.

PRIMARY PROGRAMS & SERVICES

- Environmental Health: Promotion of community health and well-being by fostering a safe and healthful environment through the enforcement of the Connecticut Public Health Code. Inspections in facilities such as restaurants and salons, conduct soil testing and review plans for subsurface sewage disposal systems, and investigate complaints.
- Community Health: Monitor, investigate, and respond to reports of disease in our community. Provide outreach and education to the public, schools, businesses, and act as a resource for public health information.
- Emergency Preparedness: Collaboration with our regional Healthcare Coalition to develop plans to prepare for and respond to urgent situations such as disease outbreaks or other public health emergencies.

ORGANIZATION CHART



PERFORMANCE METRICS

ENVIRONMENTAL HEALTH PROGRAMS	FY 20	FY 21	FY 22
Food Service Pre-operational, routine and reinspections	171	74	105
Temporary Food and Farmers’ Market Applications	80	52	58
Public Pools Routine and Reinspections	2	14	9
Cosmetology Routine and Reinspections	21	3	2
Soil Testing # Lots Commercial and Residential	88	91	72
Permits to Construct Commercial and Residential	56	67	79
B100a / Addition Reviews	132	116	73
Well Permits	9	14	11
New Complaint Investigations	57	47	17
Rabies Case Investigations	3	0	2

COMMUNITY HEALTH PROGRAMS	FY 20	FY 21	FY 22
Child Vaccinations	11	0	0
Child Lead Case Management	0	0	0
Blood Pressure Screenings	78	0	0
Diabetes Screenings	75	0	0
Community Presentations and Information Booths	4	3	4
Food-borne Alert Interviews	0	2	0
Flu Clinics	1	2	2
COVID-19 Testing Clinics	0	13	0
COVID-19 Vaccination Clinics	0	35	16
COVID-19 Homebound Vaccination Visits	0	39	44

Regulated facility inspections, community presentations and training curtailed and prioritized due to pandemic as well as staffing challenges being experienced throughout public health. At all times, inspections were prioritized based upon food service establishment class level, which corresponds to complexity of operation and relative risk. No food-borne outbreaks were identified.

SIGNIFICANT ACCOMPLISHMENTS

- Continued response to the public health emergency resulting from the COVID-19 pandemic, including homebound vaccinations and administration of certain grants from the Connecticut Department of Public Health for pandemic-related efforts.
- Organized and provided flu vaccination clinics for Town employees and for residents at the Senior Center.
- Completion of the Community Health Assessment with regional partners.
- Commenced outreach for food service establishment to provide educational material concerning the State’s proposed adoption of the FDA Food Code.

GOALS & OBJECTIVES

- Ongoing monitoring of the COVID-19 pandemic to ensure situational awareness and any necessary response.
- Continue the effort to provide online public access to health department records (septic as-built and well completion reports).
- Commence outreach with licensed establishments about changes in regulations.

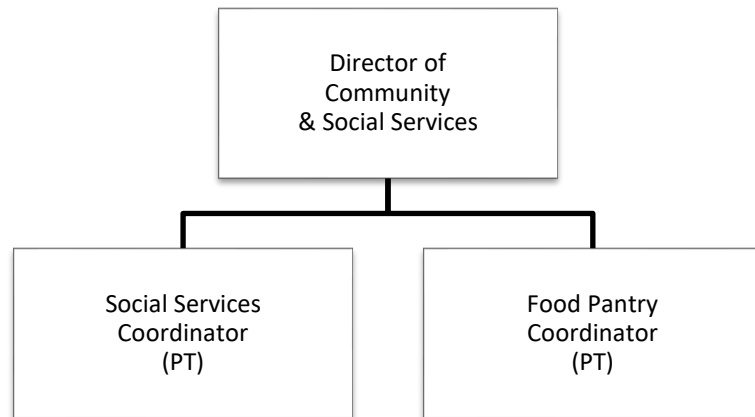
COMMUNITY & SOCIAL SERVICES – SOCIAL SERVICES

The mission of Social Services is to maintain and improve quality of life, while promoting independence through resources, referrals and assistance to all residents of Monroe.

PRIMARY PROGRAMS & SERVICES

- Provide services and meet the needs of Monroe residents with dignity and respect in a timely manner as demand for services increases.
- Provide information and referrals to Monroe families.
- Provide residents, who are struggling financially, with nutritious food and support.
- Provide individual and family consultations, assessments and referrals for mental health needs.
- Coordinate the Back to School Buddies and Holiday Giving Tree programs.
- Assist residents with applications for various assistance programs, such as Energy Assistance, the Supplemental Nutrition Assistance Program, Below Budget Worksheets, New Start, and Husky.
- Administer the Project Warmth program, which provides qualified residents assistance with their energy needs when other programs have been exhausted.
- Administer the Social Service Exchange Fund that assists qualified residents in crisis situations.
- Coordinate Monroe’s statutory responsibilities during eviction proceedings.

ORGANIZATION CHART



PERFORMANCE METRICS

FOOD PANTRY

<u>Year</u>	<u>Families</u>	<u>Adults</u>	<u>Children</u>	<u>Seniors</u>	<u>Total Meals</u>	<u>Total Pounds</u>
2019	223	238	182	103	113,372	136,046
2020	183	197	150	104	100,732	120,878
2021	155	156	112	91	90,166	108,199
2022	149	183	128	96	84,735	77,337

INFORMATION, REFERRALS, & ASSISTANCE

<u>Service</u>	<u># Contacts</u>				<u>Description</u>
	<u>2019</u>	<u>2020</u>	<u>2021</u>	<u>2022</u>	
Energy	661	564	423	603	Federal & State Funding, Operation Fuel, Project Warmth, Utility Hardship & New Start
Nutrition	96	71	49	122	SNAP – Food Stamps, Meals on Wheels, Food Pantry & Farmer’s Market Coupons
Medicaid	9	1	5	19	Claims & Applications
Insurance	13	10	17	26	Information, Special Needs Plan, Medicare Advantage Plan, Medigap, Part D & Claims
Housing	46	36	28	66	Low Income, Skilled Nursing & Assisted Living
Financial	8	11	9	1	Taxes, Renter’s Rebate, Bill Assistance, Social Security
Legal	0	2	1	12	Conservator/Power of Attorney, Protective Services, Attorney, Wills/Trusts
Transportation	11	2	2	6	Disabled Rides, Bridgeport Transit, Private & Volunteer
Support	167	90	164	238	Case Management
Clinical Services	102	121	122	205	Includes family cases
Totals	1,113	908	820	1,298	

SPECIAL PROGRAMS

<u>Program</u>	<u># Contacts</u>			
	<u>2019</u>	<u>2020</u>	<u>2021</u>	<u>2022</u>
Back to School Buddies				
Families	77	72	76	87
Students	116	121	133	147
Holiday Giving Tree*	1,134	1,224	851	884
Families	112	115	119	126
Adults	255	250	252	359
Children	151	176	193	151

**Gift request limit per individual was reduced starting in 2021.*

SIGNIFICANT ACCOMPLISHMENTS

- Installed a generator at the food pantry.
- Completed creative fundraising efforts: Wiffle Ball, Paint & Sip, Shop 'N Eat Flea Market & Food Truck Festival.
- Continued to receive grant fund to support the Food Pantry & Project Warmth through the Emergency Food and Shelter Program administered by the United Way.
- Working successfully with local businesses for a variety of donations to the food pantry.
- Continued to provide service levels during staffing transitions.

GOALS & OBJECTIVES

- Continue to explore funding and grant opportunities for Project Warmth, Food Pantry, and Social Services.
- Provide support services and referrals for behavioral health issues.
- Support volunteer fundraising efforts for Project Warmth, Social Services, and Food Pantry.

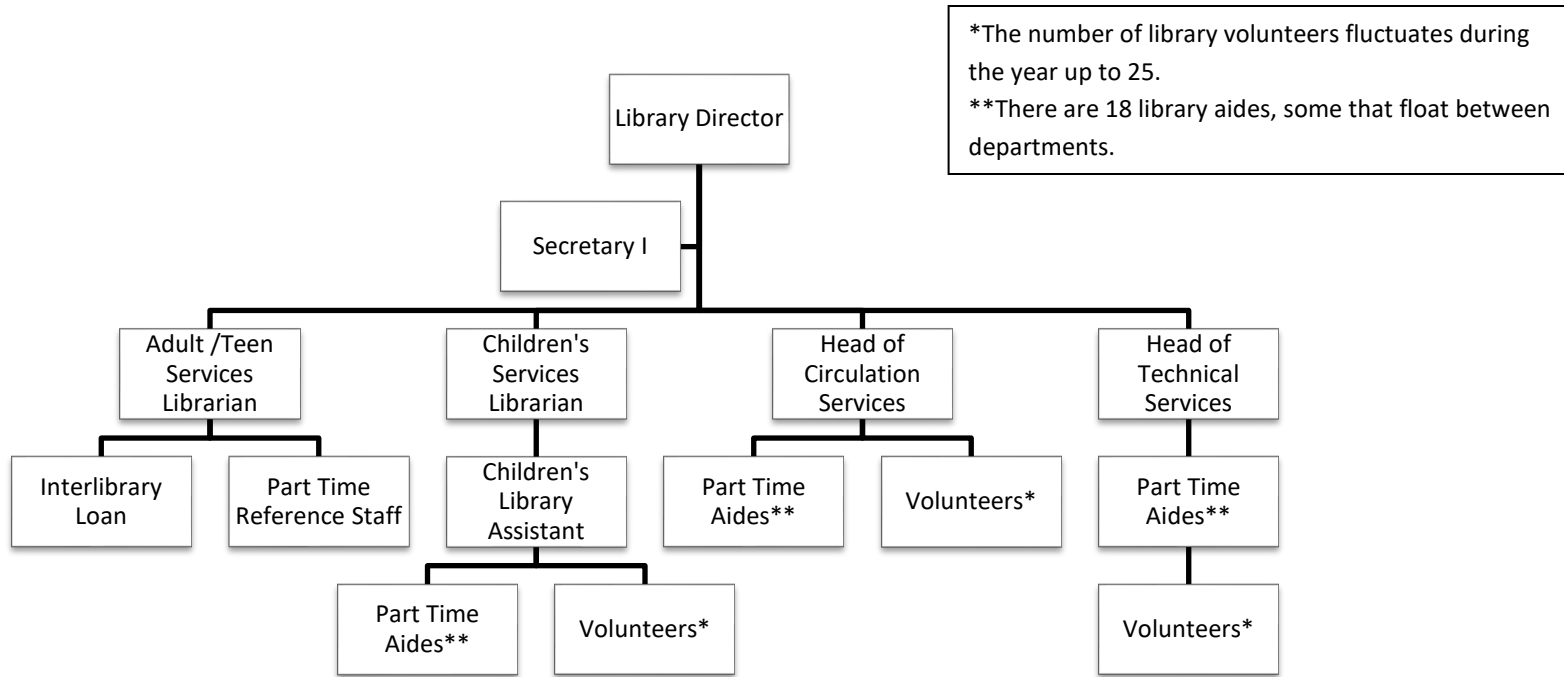
EDITH WHEELER MEMORIAL LIBRARY

The Edith Wheeler Memorial Library is focused on enriching lives, fostering success, and building community by bringing people, information, and ideas together in a welcoming environment for all individuals.

PRIMARY PROGRAMS & SERVICES

- Provide free access to information, computers, scanner, and internet connectivity; fee-based access to fax machine, copiers, and printers.
- Offer classes, instruction, and opportunities for independent and group activities in the library's makerspace that make connections between creativity and technology and promote innovative thinking.
- Provide job-seeking assistance, especially for those who are less experienced in navigating career resources.
- Offer free programming with a wide variety of interests and needs, including business, art, technology, and more.
- Develop connections with Monroe Public Schools, Parks & Rec, Senior Center, Social Services, and the Health Department in addition to community organizations such as the Monroe Chamber of Commerce, the Monroe Historical Society, the Rotary Club of Monroe, the Monroe Lions Club, the American Red Cross, The Center for Social Justice, Girl Scouts of the USA, Boy Scouts of America, and the Monroe Women's Club,
- Serve as a gathering place, both physical and online, for learning, playing, and social support with meeting room spaces for businesses and groups. Offer a safe environment where teens can socialize and study.
- Provide free promotional space for Monroe businesses.
- Provide materials for lending: print, audio, visual, and downloadable resources plus museum passes, hotspots, a mobile charging station, puzzles, and games.
- Promote literacy among children and adults through a variety of programs including book discussions, summer reading programs, and story hours.
- Help people navigate the library's digital platforms and create opportunities for experiential learning, such as coding, art, and writing programs.

ORGANIZATION CHART



PERFORMANCE METRICS

	FY 19⁽¹⁾	FY 20⁽²⁾	FY 21⁽²⁾	FY22
Library Visits	121,531	79,460	14,195	61,919
Circulation of Physical Materials	134,417	91,518	65,008	113,415
Downloadable Circulations	14,022	16,912	84,351	16,835
Programs held ⁽³⁾	506	540	636	996
Program attendance ⁽³⁾	16,355	12,536	8,575	11,112
Reference questions	10,464	7,096	6,298	7,865
Total Library Cards	8,859	8,561	7,723	6,476
Items in physical collection	87,831	89,234	87,556	83,972

(1) *Added 4 hours per week over prior year.*

(2) *Significant pandemic impacts in FY20 and FY21.*

(3) *Includes in-person, self-directed, remote, and hybrid programming.*

SIGNIFICANT ACCOMPLISHMENTS

- Continued to offer in-person, remote, hybrid, and self-directed programming as well as the popular “Library-to-Go” curbside service.
- Expanded Children’s Department offerings by bringing back the play areas, increasing programming with music and movement classes, movie screenings, family programming, and playtimes.
- Completed two mailings to all Monroe residents as part of the library’s marketing plan to encourage patrons to return to in-person library services.
- Opened the Nook Study POD that was provided by a grant from the American Rescue Plan Act (ARPA) Funding to Connecticut Public Libraries Program funded by the Institute of Museum and Library Services.
- Purchased a mobile charging station, utilizing ARPA grant funds, made available for patrons to check out.
- Managed increased demand for Makerspace appointments.

GOALS & OBJECTIVES

- Continue to provide both in-person, remote, and hybrid programming to make events available to wider audience.
- Continue marketing plan to highlight library’s services.
- Continue to evaluate and provide programs and materials that are inclusive and representative of diverse populations.
- Adjust staffing models to address increased demand for adult programs and Makerspace appointments; additional hours for Reference Librarian/Makerspace covered by historical unused hours and/or alternate funding sources.

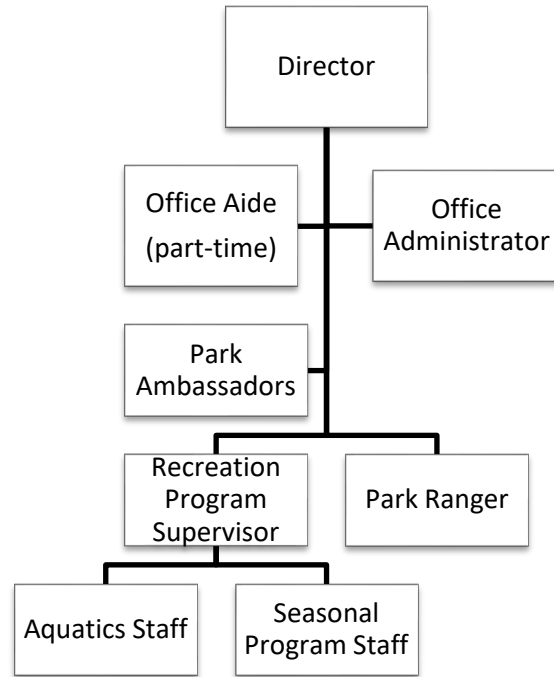
PARKS & RECREATION DEPARTMENT

The Parks and Recreation Department is responsible for the effective management, maintenance and development of town designated park areas and their related facilities. In addition, the department provides leadership and expertise for the development, promotion and delivery of a comprehensive schedule of recreational and cultural opportunities for the citizens of the community.

PRIMARY PROGRAMS & SERVICES

- Currently responsible for all maintenance of Wolfe Park and all town-owned properties including the Town Hall/Police Department complex, Edith Wheeler Memorial Library, Senior Center, Monroe Green, Stepney Green, Food Pantry, six firehouses, Webb Mountain campground, EMS Building, Animal Control Facility and the Town's responsibilities in maintaining the state roundabout at route 110/111. The FY24 budget incorporates consolidation of these functions and maintenance personnel into Public Works.
- Operation of the Ron Wallisa Memorial Pool at Wolfe Park, Great Hollow Lake and the Monroe section of the Housatonic Rails to Trails.
- Summer Fun Days camp program.
- Arts in the Park Summer Concert Series and primary liaison with the Monroe Farmer's Market.
- Youth Athletics (tennis, basketball, diving classes, pre-school indoor & outdoor soccer, swim lessons, floor hockey, volleyball, junior golf, hula hoop fitness classes, cross country running clinics, pre-school basketball, flag football, hip-hop dance lessons, karate and ski & snowboard program.)
- Coordinates reservations for various activities/amenities (picnics, camping, court scheduling, field use, special events, company rentals, school class days, town-wide events and collaborations with volunteers at the youth league sports level and coaches at the Board of Education)
- Passive recreation activities (arts & crafts, fishing programs, certification programs in babysitting & lifeguarding, trainings to become a water safety instructor, culinary arts, magic classes, computer and stem activities)
- Adult recreation activities (water aerobics, swim lessons, volleyball, pickleball, basketball, tennis, karate and assist in co-sponsorship with men's & women's softball leagues with neighboring towns.)
- Family programming (Family Fun Nights at the pool, Character Dinner Series, Family Movie Nights, Gingerbread House Decorating Contest, Scavenger Hunt, Scarecrow Contest, Snow Sculpture Contest, Trails Day Hike and Photo Contest)
- Joint programming with the Monroe Senior Center- Aquatics, Pickleball and Trips. Collaboration with various Girl Scout and Boy Scout Troops to pursue their Bronze, Silver, Gold and Eagle Scout Award projects.

ORGANIZATION CHART



Note: Above reflects Maintenance staff moved to Public Works

PERFORMANCE METRICS

	<u>2015</u>	<u>2016</u>	<u>2017</u>	<u>2018</u>	<u>2019</u>	<u>2020*</u>	<u>2021*</u>	<u>2022</u>
Wolfe Park Pool attendance	20,984	26,613	15,236	16,593	16,284	12,494	12,403	17,307
Wolfe Park Pool memberships	1,038	1,074	996	980	1,592	0	1,244	890
Great Hollow Lake attendance	17,924	20,059	17,994	15,909	14,861	24,253	14,319	15,649
Picnic reservations	126	117	120	124	126	17	101	114
Camping reservations	388	398	351	397	284	412	468	353
Summer Fun Days participants	565	516	572	658	519	230	792	960
Youth Basketball participants	432	358	331	342	365	262	0	270

**2020 and 2021 metrics reflect COVID-19 pandemic limitations and related operational changes.*

SIGNIFICANT ACCOMPLISHMENTS

- Provided support and guidance in the completion of the Kids Kreation rebuild into the new, “Wolfe’s Den” Playground.
- Continued to upgrade existing lighting in the walkway/patio area at the poolside of Wolfe Park.
- Replaced the front metal fencing by the Wolfe Park Pool entry patio and the entire paved parking lot with split rail fencing.
- Replaced and updated pool signage rules board at Wolfe Park Pool.
- Purchased two aquatic wheelchairs for use at Great Hollow Lake and Wolfe Park Pool by guests with mobility issues.
- Resurfaced and made temporary repairs the basketball courts at Wolfe Park while we secured a \$150,000.00 state grant to build new courts for 2023.
- Added picnic tables throughout Wolfe Park in second year of a five-year plan.
- Collaborated with the Town Planner and Economic & Community Development to finalize plans and release a Request for Proposals for the multi-use field project.
- Provided a third consecutive season of safe and creative outdoor programming during the transition of programming subsequent to pandemic restrictions.
- Adding two pickleball court areas on our existing courts to meet the demand of use and programming.
- Replaced the roof at the Great Hollow Lake building.
- Secured and purchased a new water wheel to provide irrigation needs for the fields on the pool side of Wolfe Park.
- Integrated the Park Ranger position into the department along with onboarding new office staff.
- Reinstated monthly Family Fun Nights at the Masuk Pool.

GOALS & OBJECTIVES

- Continue to explore adult programming and some intergenerational opportunities for the town.
- Assisting in the implementation and completion of the new bike trail extension of the “Rails to Trail” line.
- Evaluate deferred projects such splash pad and overflow parking lot.
- Collaboration with Human Resources Department to provide internship opportunities for students in Recreation and Leisure Studies Program at local universities.
- Add windscreens to the tennis/pickleball courts.

TOWN OF MONROE, CONNECTICUT

ANNUAL COMPREHENSIVE FINANCIAL REPORT



FOR THE YEAR ENDED JUNE 30, 2022

TOWN OF MONROE, CONNECTICUT

Annual Comprehensive Financial Report For the Year Ended June 30, 2022



Prepared by the Finance Department

7 Fan Hill Road
Monroe, Connecticut 06468

Town of Monroe, Connecticut
Annual Comprehensive Financial Report
For the Year Ended June 30, 2022

Table of Contents

		<u>Page</u>
	<u>Introductory Section</u>	
	Transmittal Letter	1-3
	Organizational Chart	4
	Principal Officials	5
	Certificate of Achievement for Excellence in Financial Reporting for the Year Ended June 30, 2021	6
	<u>Financial Section</u>	
	Independent Auditors' Report	7-9
	Management's Discussion and Analysis	10-18
<u>Exhibits</u>	<u>Basic Financial Statements</u>	
	<u>Government-Wide Financial Statements</u>	
A	Statement of Net Position	19-20
B	Statement of Activities	21
	<u>Fund Financial Statements</u>	
C	Balance Sheet - Governmental Funds and Reconciliation of Fund Balance to Net Position of Governmental Activities	22-23
D	Statement of Revenues, Expenditures and Changes in Fund Balances - Governmental Funds	24
E	Reconciliation of the Statement of Revenues, Expenditures and Changes in Fund Balances of Governmental Funds to the Statement of Activities	25-26
F	Statement of Net Position - Proprietary Fund	27
G	Statement of Revenues, Expenses and Changes in Net Position - Proprietary Fund	28
H	Statement of Cash Flows - Proprietary Fund	29
I	Statement of Fiduciary Net Position - Fiduciary Funds	30
J	Statement of Changes in Fiduciary Net Position - Fiduciary Funds	31
K	Notes to Financial Statements	32-93

Town of Monroe, Connecticut
Annual Comprehensive Financial Report
For the Year Ended June 30, 2022

Table of Contents

		<u>Page</u>
<u>RSI</u>	<u>Required Supplementary Information</u>	
	<u>Budgetary Comparison Schedules</u>	
	<u>General Fund</u>	
1A	Schedule of Revenues, Other Financing Sources, Expenditures and Other Financing Uses - Budget and Actual - General Fund	94-96
1B	Notes to Required Supplementary Information	97
	<u>Town Retirement Income Plan</u>	
2A	Schedule of Changes in Net Pension Liability and Related Ratios and Schedule of Investment Returns	98
2B	Schedule of Contributions	99
2C	Notes to Required Supplementary Information	100
	<u>Education Retirement Income Plan</u>	
3A	Schedule of Changes in Net Pension Liability and Related Ratios and Schedule of Investment Returns	101
3B	Schedule of Contributions	102
3C	Notes to Required Supplementary Information	103
	<u>Connecticut Municipal Employees' Retirement System</u>	
4A	Schedule of Proportionate Share of the Net Pension Liability and Schedule of Contributions	104
4B	Notes to Required Supplementary Information	105
	<u>Connecticut State Teachers' Retirement System</u>	
5A	Schedule of Proportionate Share of the Net Pension Liability and Schedule of Contributions	106
5B	Notes to Required Supplementary Information	107

Town of Monroe, Connecticut
Annual Comprehensive Financial Report
For the Year Ended June 30, 2022

Table of Contents

<u>RSI</u>		<u>Page</u>
	<u>Police Other Post-Employment Benefit (OPEB) Plan</u>	
6A	Schedule of Changes in Net OPEB Liability and Related Ratios and Schedule of Investment Returns	108
6B	Schedule of Contributions	109
6C	Notes to Required Supplementary Information	110
	<u>Education Other Post-Employment Benefit (OPEB) Plan</u>	
7	Schedule of Changes in the OPEB Liability and Related Ratios	111
	<u>Connecticut State Teachers' Retirement Board Retiree Health Insurance Plan</u>	
8A	Schedule of Proportionate Share of the Net OPEB Liability and Schedule of Contributions	112
8B	Notes to Required Supplementary Information	113
<u>Schedules</u>	<u>Supplemental Schedules</u>	
	<u>General Fund</u>	
1	Combining Balance Sheet	114
2	Combining Schedule of Revenues, Expenditures and Changes in Fund Balances	115
3	Report of Tax Collector	116
	<u>Other Governmental Funds</u>	
4	Combining Balance Sheet	117-119
5	Combining Schedule of Revenues, Expenditures and Changes in Fund Balances	120-122

Town of Monroe, Connecticut
Annual Comprehensive Financial Report
For the Year Ended June 30, 2022

Table of Contents

<u>Tables</u>	<u>Statistical Section</u>	<u>Page</u>
	<u>Financial Trends</u>	
1	Net Position by Component	123
2	Changes in Net Position	124
3	Fund Balances - Governmental Funds	125
4	Changes in Fund Balances - Governmental Funds	126
	<u>Revenue Capacity</u>	
5	Assessed and Estimated Actual Value of Taxable Property	127
6	Principal Taxpayers	128
7	Property Tax Rates, Levies and Collections	129
	<u>Debt Capacity</u>	
8	Ratios of Outstanding Debt by Type	130
9	Ratios of General Bonded Debt Outstanding	131
10	Schedule of Debt Limitation	132
11	Legal Debt Margin Information	133
	<u>Demographic and Economic Information</u>	
12	Demographic and Economic Statistics	134
13	Principal Employers	135
	<u>Operating Information</u>	
14	Full-Time Equivalent Employees by Function/Program	136-137
15	Operating Indicators by Function/Program	138
16	Capital Asset Statistics by Function/Program	139

Introductory Section



TOWN OF MONROE

FINANCE DEPARTMENT

7 Fan Hill Road
Monroe, CT 06468
Phone: 203-452-2802
www.monroect.gov

Ron Bunovsky Jr., CPA
Director of Finance
rbunovsky@monroect.gov

Heidi Meade
Assistant Director of Municipal Finance
hmeade@monroect.gov

March 13, 2023

To the Honorable First Selectman, Members of the Town Council, Members of the Board of Finance and Citizens of the Town of Monroe, Connecticut:

The Connecticut General Statutes require that all municipalities have their financial statements audited at least once annually. This report, published to fulfill this requirement for the fiscal year ended June 30, 2022, is prepared in conformity with generally accepted accounting principles (GAAP) and standards set forth by the Governmental Accounting Standards Board (GASB).

The responsibility for the completeness and accuracy of the information contained in this report lies with the management of the Town, based upon internal controls established to provide reasonable assurance that the financial statements are free of material misstatements.

Our auditors, PKF O'Connor Davies, LLP, have issued an unmodified (clean) opinion on the Town's financial statements for the fiscal year ended June 30, 2022. The independent auditors' report is located at the front of the financial section of this report. Immediately following the independent auditors' report is the Management's Discussion and Analysis (MD&A) which provides an introduction, overview and analysis of the basic financial statements. The MD&A complements this letter of transmittal and one should read them in conjunction with each other.

Profile of the Town

The Town of Monroe was incorporated in 1823. It covers an area of 26.4 square miles and is located in the southwestern part of Connecticut, approximately 70 miles east of New York City. According to the Connecticut Department of Public Health, the Town's estimated population was 18,764 as of July 1, 2021. The Town has above average household income and education levels that reflect its character as a suburban bedroom community.

The Town operates under a First Selectman-Town Council form of government. The First Selectman, elected every two years, is responsible for planning, administering and supervising all municipal activities, except for education. The legislative power of the Town vests with the nine member elected Town Council. It has the power to enact, amend or repeal ordinances. All financial matters of the Town are the responsibility of the First Selectman, a six member elected Board of Finance, the Finance Department and an elected Town Treasurer. The Finance Department, managed by the Director of Finance, maintains all of the Town's financial records.

The Town Treasurer is responsible for the Town's investments. The Board of Education is independent from the municipal government in governance and operation of the school system.

The Town provides a full range of services, including police and fire protection; emergency medical service; recycling collection; snow removal; building inspections; licenses and permits; vital statistics; the construction and maintenance of roads; recreational and cultural activities; library services; and public schools through the Board of Education.

The annual budget serves as the foundation for the Town's financial planning and control. The Town maintains budgetary controls with the objectives to ensure compliance with legal provisions embodied in the annual appropriated budget, approved by the budget referendum. The Town maintains an encumbrance accounting system as one technique of accomplishing budgetary controls. As demonstrated by schedule RSI-1A included in the Required Supplementary Information section of this report, the Town continues to meet its responsibility for sound financial management. In addition to schedule RSI-1A, note RSI-1B in the same section describes the budget process and accounting used by the Town.

The local economy and the Town's fiscal health

The Town's 3.7% unemployment rate as of June 2022 was well below our 5.5% unemployment rate as of June 2021, and below the 4.1% rate for the State and the 3.8% rate for the Nation for June 2022. The location of the Town within Fairfield County, the wealthiest county in Connecticut, is the most significant reason for its economic stability.

Major industries located within Monroe (or in close proximity) include financial institutions, defense manufacturers, hospitals, universities and retail stores. The Town itself, including the school district, has a significant economic presence in the area, as it employs more than 630 teachers, administrators, police officers, various other professionals and support staff.

The current median household income for Monroe is significantly higher than that for the State as a whole. According to the U.S. Census Bureau's 2017-2021 American Community Survey, Monroe's median household income was \$127,995, as compared to \$83,572 for the State of Connecticut.

The Town's fiscal health is currently very strong, as backed by S&P's 'AAA' rating of the Town's general obligation debt.

Long-term financial planning

The Town prepares an annual Capital Budget and a five-year Capital Improvement Plan (CIP) that it updates during the budget process each year. Each department head submits their capital requests to the First Selectman and Director of Finance along with their annual operating budget. After the First Selectman's Budget passes to the Town Council, the Town Council then holds joint budget workshops as needed with the Board of Finance to ensure that the CIP addresses the majority of the capital needs of the Town in a fiscally responsible manner. The Capital Budget and CIP are both included in the Annual Town Budget that the taxpayers vote on at the Annual Budget Referendum. The CIP attempts to cover all future facility, infrastructure and equipment needs of the Town in the interest of public safety, health and welfare, education and recreation.

In addition to the five-year CIP, the Town's finance department is in the process of creating a three-year budget model, which will also be updated annually. This model will be utilized in projecting the fiscal impact of collective bargaining, bonding/debt service, known changes in revenue (especially state aid) and other variables that will likely have a long-term impact on the Town's budget. It is anticipated that the three-year budget model will be rolled out to the Board of Finance this March as they begin their review of the FY2024 budget.

Pursuant to the Connecticut General Statutes, the Town is required to review its Plan of Conservation and Development (POCD) every 10 years. The Planning & Zoning Commission adopted the 2021 Town's POCD on April 28, 2021, with an effective date of May 7, 2021. The intent of the plan is to guide the conservation and development actions of the Town over a ten-year period and for the Town to implement the plan's recommendations in order to achieve its goals. The Town implements the recommendations of the POCD through zoning regulations, capital expenditures and on-going planning.

Financial policies

The Town of Monroe has adopted a comprehensive set of financial policies that were consistently applied through the fiscal year.

Awards and acknowledgements

The Town of Monroe received the Certificate of Achievement for Excellence in Financial Reporting for its Annual Comprehensive Financial Report for the Fiscal Year Ended June 30, 2021 from the Government Finance Officers Association.

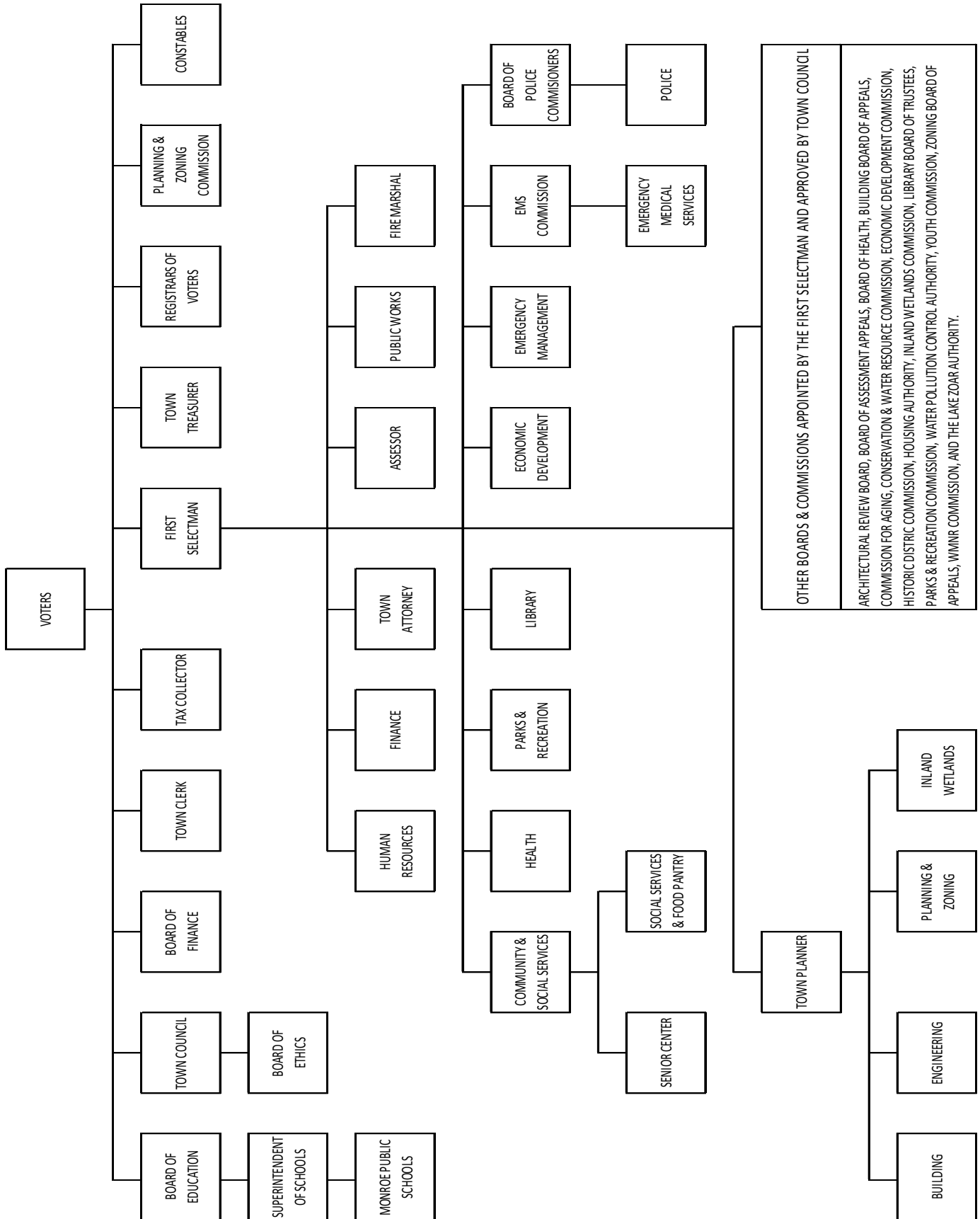
The preparation of this report would not have been possible without the effort and dedication of the Assistant Director of Municipal Finance, the Assistant Director of Public School Finance and the entire staff of the Municipal and Public School Finance Departments. I would also like to thank all departments for their assistance in providing the data necessary in the preparation of this report. Credit is also due the First Selectman, Town Council and Board of Finance for their commitment to maintaining the highest standards of professionalism in the governance of Monroe's finances.

Respectfully submitted,



Ron Bunovsky Jr., CPA
Director of Finance

Town of Monroe, Connecticut Organizational Chart



**Town of Monroe, Connecticut
Principal Officials
June 30, 2022**

Elected Officials

First Selectman	Kenneth M. Kellogg	
Town Council	Jonathan Formichella, Chair Kevin Reid Sean O'Rourke Dee Dee Martin Jason Maur	Enid Lipeles, Vice-Chair Terry Rooney Dona-Lyn Wales Jessica Katuska
Board of Finance	Michael Manjos, Chair Mary Hall Steve Kirsch	Rebecca O'Donnell, Vice-Chair Katherine Stauffer Greg Beno
Tax Collector	Deborah Heim, CCMC	
Town Clerk	Vida Stone, CCTC	
Town Treasurer	Frank Dutches	
Registrars of Voters	Margaret Villani (R)	Katherine Briggs (D)
Board of Education	David Ferris, Chair Christina Cascella, Secretary Nick Kapoor Jerry Stevens Jeff Fulchino	Shannon Reilly, Vice-Chair Dennis Condon Justin Orlando Dr. Alan Vaglivelov

Appointed Officials

Town Attorney	Frank Lieto, Esq.
Superintendent of Schools	Joe Kobza
Director of Finance	Ron Bunovsky Jr., CPA
Assistant Director of Municipal Finance	Heidi Meade
Assistant Director of Public School Finance	Linda Sementilli
Assessor	Justin Feldman, CCMA II
Chief of Police	Keith White
Director of Human Resources	Craig Hirsch
Director of Public Works	Chris Nowacki
Director of Economic & Community Development	William Holsworth
Director of Parks & Recreation	Melissa Orosz
Director of Community & Social Services	Kimberly Cassia
Director of Health	Nancy Brault, MPH, RS



Government Finance Officers Association

Certificate of
Achievement
for Excellence
in Financial
Reporting

Presented to

**Town of Monroe
Connecticut**

For its Annual Comprehensive
Financial Report
For the Fiscal Year Ended

June 30, 2021

Christopher P. Morrill

Executive Director/CEO

Financial Section



Independent Auditors' Report

**Board of Finance
Town of Monroe, Connecticut**

Report on the Audit of the Financial Statements

Opinions

We have audited the financial statements of the governmental activities, each major fund and the aggregate remaining fund information of the Town of Monroe, Connecticut ("Town"), as of and for the year ended June 30, 2022, and the related notes to the financial statements, which collectively comprise the Town's basic financial statements as listed in the table of contents.

In our opinion, the accompanying financial statements referred to above present fairly, in all material respects, the respective financial position of the governmental activities, each major fund and the aggregate remaining fund information of the Town, as of June 30, 2022, and the respective changes in financial position for the year then ended in accordance with accounting principles generally accepted in the United States of America.

Basis for Opinions

We conducted our audit in accordance with auditing standards generally accepted in the United States of America ("GAAS") and the standards applicable to financial audits contained in *Government Auditing Standards*, issued by the Comptroller General of the United States. Our responsibilities under those standards are further described in the Auditors' Responsibilities for the Audit of the Financial Statements section of our report. We are required to be independent of the Town, and to meet our other ethical responsibilities, in accordance with the relevant ethical requirements relating to our audit. We believe that the audit evidence we have obtained is sufficient and appropriate to provide a basis for our audit opinions.

Responsibilities of Management for the Financial Statements

Management is responsible for the preparation and fair presentation of the financial statements in accordance with accounting principles generally accepted in the United States of America, and for the design, implementation, and maintenance of internal control relevant to the preparation and fair presentation of financial statements that are free from material misstatement, whether due to fraud or error.

In preparing the financial statements, management is required to evaluate whether there are conditions or events, considered in the aggregate, that raise substantial doubt about the Town's ability to continue as a going concern for twelve months beyond the financial statement date, including any currently known information that may raise substantial doubt shortly thereafter.

Auditors' Responsibilities for the Audit of the Financial Statements

Our objectives are to obtain reasonable assurance about whether the financial statements as a whole are free from material misstatement, whether due to fraud or error, and to issue an auditors' report that includes our opinions. Reasonable assurance is a high level of assurance but is not absolute assurance and therefore is not a guarantee that an audit conducted in accordance with GAAS and *Government Auditing Standards* will always detect a material misstatement when it exists.

The risk of not detecting a material misstatement resulting from fraud is higher than for one resulting from error, as fraud may involve collusion, forgery, intentional omissions, misrepresentations, or the override of internal control. Misstatements are considered material if there is a substantial likelihood that, individually or in the aggregate, they would influence the judgment made by a reasonable user based on the financial statements.

In performing an audit in accordance with GAAS and *Government Auditing Standards*, we:

- Exercise professional judgment and maintain professional skepticism throughout the audit.
- Identify and assess the risks of material misstatement of the financial statements, whether due to fraud or error, and design and perform audit procedures responsive to those risks. Such procedures include examining, on a test basis, evidence regarding the amounts and disclosures in the financial statements.
- Obtain an understanding of internal control relevant to the audit in order to design audit procedures that are appropriate in the circumstances, but not for the purpose of expressing an opinion on the effectiveness of the Town's internal control. Accordingly, no such opinion is expressed.
- Evaluate the appropriateness of accounting policies used and the reasonableness of significant accounting estimates made by management, as well as evaluate the overall presentation of the financial statements.
- Conclude whether, in our judgement, there are conditions or events, considered in the aggregate, that raise substantial doubt about the Town's ability to continue as a going concern for a reasonable period of time.

We are required to communicate with those charged with governance regarding, among other matters, the planned scope and timing of the audit, significant audit findings, and certain internal control-related matters that we identified during the audit.

Required Supplementary Information

Accounting principles generally accepted in the United States of America require that Management's Discussion and Analysis, budgetary comparisons, and the pension and other post-employment benefit schedules as listed in the table of contents, be presented to supplement the basic financial statements. Such information is the responsibility of management and, although not a part of the basic financial statements, is required by the Governmental Accounting Standards Board who considers it to be an essential part of financial reporting for placing the basic financial statements in an appropriate operational, economic, or historical context. We have applied certain limited procedures to the required supplementary information in accordance with auditing standards generally accepted in the United States of America, which consisted of inquiries of management about the methods of preparing the information and comparing the information for consistency with management's responses to our inquiries, the basic financial statements, and other knowledge we obtained during our audit of the basic financial statements. We do not express an opinion or provide any assurance on the information because the limited procedures do not provide us with sufficient evidence to express an opinion or provide any assurance.

Supplementary Information

Our audit was conducted for the purpose of forming opinions on the financial statements that collectively comprise the Town's basic financial statements. The combining and individual fund financial statements and schedules are presented for purposes of additional analysis and are not a required part of the basic financial statements. Such information is the responsibility of management and was derived from and relates directly to the underlying accounting and other records used to prepare the basic financial statements. The information has been subjected to the auditing procedures applied in the audit of the basic financial statements and certain additional procedures, including comparing and reconciling such information directly to the underlying accounting and other records used to prepare the basic financial statements or to the basic financial statements themselves, and other additional procedures in accordance with auditing standards generally accepted in the United States of America. In our opinion, the combining and individual fund financial statements and schedules are fairly stated, in all material respects, in relation to the basic financial statements as a whole.

Other Information

Management is responsible for the other information included in the annual comprehensive financial report. The other information comprises the introductory and statistical sections but does not include the basic financial statements and our auditors' report thereon. Our opinions on the basic financial statements do not cover the other information, and we do not express an opinion or any form of assurance thereon.

In connection with our audit of the basic financial statements, our responsibility is to read the other information and consider whether a material inconsistency exists between the other information and the basic financial statements, or the other information otherwise appears to be materially misstated. If, based on the work performed, we conclude that an uncorrected material misstatement of the other information exists, we are required to describe it in our report.

Other Reporting Required by Government Auditing Standards

In accordance with *Government Auditing Standards*, we have also issued our report dated March 13, 2023 on our consideration of the Town's internal control over financial reporting and on our tests of its compliance with certain provisions of laws, regulations, contracts and grant agreements and other matters. The purpose of that report is solely to describe the scope of our testing of internal control over financial reporting and compliance and the results of that testing, and not to provide an opinion on the effectiveness of the Town's internal control over financial reporting or on compliance. That report is an integral part of an audit performed in accordance with *Government Auditing Standards* in considering the Town's internal control over financial reporting and compliance.

PKF O'Connor Davies, LLP

Wethersfield, Connecticut
March 13, 2023



TOWN OF MONROE

FINANCE DEPARTMENT

7 Fan Hill Road
Monroe, CT 06468
Phone: 203-452-2802
www.monroect.gov

Ron Bunovsky Jr., CPA
Director of Finance
rbunovsky@monroect.gov

Heidi Meade
Assistant Director of Municipal Finance
hmeade@monroect.gov

Management's Discussion and Analysis For the Year Ended June 30, 2022

This discussion and analysis of the financial performance for the Town of Monroe, Connecticut ("Town") provides an overview of the Town's financial activities for the fiscal year ended June 30, 2022. It should be read in conjunction with the financial statements included herein, which begin with Exhibit A.

Financial highlights

The Town's total net position increased by \$4,520,462 from \$57,798,457 to \$62,318,919. The increase is substantially due to the following: (See Exhibit D)

Governmental fund activity:

➤ positive operations of the General Fund of	\$ 1,262,555
➤ positive operations of the Capital Reserve fund of	6,345,384

Conversion to accrual basis on Exhibit E:

➤ capital outlay net of depreciation expense of	1,401,115
➤ net principal debt activity of	(5,371,687)
➤ change in pension asset of	(1,596,188)
➤ change in pension liability of	(1,988,627)
➤ change in OPEB liability of	1,822,359
➤ amortization of pension/OPEB deferred outflows of	240,290
➤ amortization of pension/OPEB deferred inflows of	1,533,243
➤ net revenue (expense) of the internal service funds	55,989

- The unassigned fund balance of the General Fund of \$20,403,864 represents 22.70% of total budgetary expenditures and transfers out for the current fiscal year.

- On a budgetary basis, the Town's General Fund had \$3,997,490 positive operating results for the current fiscal year. The increase was attributable to actual revenues and other financing sources greater than the budgeted amounts of \$426,070 and expenditures and other financing uses \$3,571,420 under budget. The other financing sources includes \$4,199,815 of appropriated fund balance (\$1,102,815 of which was appropriated from assigned and committed fund balance). See Exhibit RSI-1 in the Required Supplementary Information section of this financial report for additional details.
- Net capital assets increased by \$1,401,115. This increase is attributable to capital asset additions exceeding depreciation expense.
- The Town's total long-term debt increased by \$4,453,854 due to issuance of bonds of \$9,815,000, partially offset by scheduled principal payments.

Overview of the basic financial statements

This discussion and analysis is intended to serve as an introduction to the Town's basic financial statements. The basic financial statements are comprised of three components: 1) government-wide financial statements, 2) fund financial statements and 3) notes to financial statements. This report also contains other supplementary information as well as the basic financial statements.

Government-wide financial statements

The government-wide financial statements are designed to provide readers with a broad overview of the Town's finances, in a manner similar to a private-sector business. The *statement of net position* presents information on all of the Town's assets, deferred outflows of resources, liabilities and deferred inflows of resources, with the difference being reported as net position. Over time, increases or decreases in net position may serve as a useful indicator of the Town's financial health. Other non-financial events such as the impact of changes in the Town's tax base or infrastructure should also be considered when evaluating the Town's financial health.

The *statement of activities* presents information showing how the Town's net position changed during the year. All changes in net position are reported as soon as the underlying event giving rise to the change occurs, regardless of when the cash is actually received or paid. Therefore, revenues and expenses are reported in this statement for some items whose cash flow may occur in a future fiscal period. Taxes uncollected but levied or vacation leave unused but earned are examples of this.

Both of the government-wide financial statements show functions of the Town that are principally supported by taxes and intergovernmental revenue (*governmental activities*). The governmental activities of the Town include general government, public safety, public works, health and welfare, culture and recreation, and education.

The government-wide financial statements can be found on Exhibits A and B of this report.

Fund financial statements

A fund is a grouping of related accounts that is used to maintain control over resources that have been segregated for specific activities or objectives. The Town, like other state and local governments, uses fund accounting to ensure and demonstrate compliance with finance-related legal requirements. The funds of the Town can be divided into the following three categories: governmental funds, proprietary funds and fiduciary funds.

Governmental funds - Governmental funds are used to account for the same functions reported as governmental activities in the government-wide financial statements. Unlike the government-wide financial statements, governmental fund financial statements focus on near-term inflows and outflows of spendable resources, as well as on balances of spendable resources available at the end of the fiscal year. This information may be useful in evaluating a government's near-term financing requirements.

Because the focus of governmental funds is narrower than that of the government-wide financial statements, it is useful to compare the information presented for governmental funds to similar information presented for governmental activities in the government-wide financial statements. By doing so, readers may better understand the long-term impact of the government's near-term financing decisions.

Both the governmental fund balance sheet and the governmental fund statement of revenues, expenditures and changes in fund balances provide a reconciliation to facilitate a comparison between governmental funds and governmental activities.

For governmental funds, the Town presents separately in the governmental fund balance sheet and in the governmental fund statement of revenues, expenditures and changes in fund balances for the General Fund and Capital Reserve Fund, both of which are considered to be major funds. The remaining governmental funds are combined into a single, aggregated presentation. Individual fund data for each of the nonmajor governmental funds is provided in the form of combining schedules elsewhere in this report.

Proprietary funds - Internal service funds are an accounting device used for risk financing activities.

The Town uses internal service funds to account for its heart and hypertension costs. The cost of the benefits have been included within governmental activities in the government-wide financial statements.

The basic proprietary fund financial statements can be found on Exhibits F, G, and H.

Fiduciary funds - Fiduciary funds are used to account for resources held for the benefit of parties outside the government. Fiduciary funds are not reflected in the government-wide financial statements because the resources of those funds are not available to support the Town's own programs. The accounting used for fiduciary funds is much like that used for proprietary funds.

The basic fiduciary fund financial statements can be found on Exhibits I and J.

Notes to financial statements

The notes to financial statements provide additional information that is essential to a full understanding of the data provided in the government-wide and fund financial statements. The notes to financial statements can be found on Exhibit K of this report.

Required supplementary information

In addition to the basic financial statements and accompanying notes, this report also presents certain required supplementary information as follows:

- A budgetary comparison schedule for the General Fund to demonstrate compliance with this budget.
- Schedules to demonstrate the Town's progress in funding its obligation to provide pension benefits.
- Schedules to demonstrate the Town's progress in funding its obligation to provide other post-employment benefits.

Other information

Other required schedules and the combining schedules referred to earlier in connection with nonmajor governmental funds are presented immediately following the required supplementary information.

Government-wide financial analysis

As discussed earlier, the Town's net position is one useful indicator of its financial health. The Town had a total net position of \$62,318,919 at the close of the 2022 fiscal year. Our analysis below focuses on the net position and changes in net position of the Town.

**Summary Statements of Net Position
June 30**

	2022	2021 <i>(as restated)</i>
Current and other assets	\$ 47,512,440	\$ 36,254,195
Capital assets (net)	91,024,315	88,898,932
Total assets	138,536,755	125,153,127
Deferred outflows of resources	8,114,493	6,581,250
Other liabilities	13,358,913	11,375,835
Long-term liabilities	60,495,743	54,754,947
Total liabilities	73,854,656	66,130,782
Deferred inflows of resources	10,477,673	7,805,138
Net position:		
Net investment in capital assets	61,414,340	60,344,965
Restricted	6,964,200	6,416,226
Unrestricted	(6,059,621)	(8,962,734)
Total net position	\$ 62,318,919	\$ 57,798,457

The Town's net investment in capital assets of \$61,414,340 comprises the major portion of the net position of the Town. This figure reflects its investment in capital assets (land, buildings, infrastructure, vehicles and equipment), less any outstanding debt that was used to purchase those assets. These assets are used to provide various services to the citizens of the Town and are therefore not available for any future spending. As reflected above, the Town's net investment in capital assets increased by \$1,069,375 over the prior fiscal year, the result of additions to capital assets, partially offset by the issuance of related debt.

The Town's restricted net position, which represents resources with externally enforceable limitations placed upon them, was \$6,964,200. The majority of these restricted resources are from construction contracts, public works programs and donations accepted and received by the Town for various purposes specified (restricted) by the donor.

The balance of the Town's net position, a deficit of \$(6,059,621), was unrestricted. The major contributing factor for the deficit unrestricted net position is the \$14,240,165 Education OPEB liability which is being funded on a pay-as-you-go basis.

As detailed below, the Town's net position increased by \$4,520,462 during the fiscal year.

**Statements of Changes in Net Position
For the Year Ended June 30**

	2022	2021
Revenues:		
Program revenues:		
Charges for services	\$ 7,970,074	\$ 5,852,595
Operating grants and contributions	18,367,306	21,060,772
Capital grants and contributions	2,095,368	1,836,128
General revenues:		
Property taxes	82,276,791	79,388,427
Grants and contributions not restricted to specific programs	466,262	487,364
Income from investments	128,076	116,508
Other	186,436	37,138
	111,490,313	108,778,932
Expenses:		
General government	9,002,101	8,026,278
Public safety	10,012,444	10,917,609
Public works	5,819,066	5,331,914
Health and welfare	483,619	670,060
Culture and recreation	3,322,983	2,974,904
Education	77,554,412	70,838,968
Interest	775,226	716,210
	106,969,851	99,475,943
Increase in net position	4,520,462	9,302,989
Net position - July 1	57,798,457	48,495,468
Net position - June 30	\$ 62,318,919	\$ 57,798,457

Significant variances were as follows:

- The \$2,117,479 increase in charges for services was due to:
 - \$615,015 increase in cafeteria fees as school went back to in-person learning full time
 - \$479,369 increase in school activity fees as activities resume as COVID restrictions relax
 - \$267,271 increase in police private duty fees due to increased construction activity
 - \$259,375 increase in recreation program fees as programs resume as COVID restrictions were relaxed
 - \$205,528 increase in EMS revenue due to an increase in call volume and rates

- The \$2,693,466 decrease in operating grants and contributions was primarily due to the receipt of \$2,893,094 of American Rescue Plan Act (ARPA) funds in fiscal year 2021.

Management's Discussion and Analysis (continued)

- The \$2,888,364 increase in property taxes was primarily due to an increase in the tax levy needed to fund the adopted budget.
- The \$975,823 increase in general government expense was primarily due to a \$642,508 increase in pension expense.
- The \$905,165 decrease in public safety expense was primarily due to a \$1,207,274 decrease in pension expense. This was partially offset by a \$269,383 increase in the police personnel and operations budget and \$344,886 increase in police private duty related expenses due to an increase in projects.
- The \$6,715,444 increase in education expense was primarily due to the following:
 - \$4,203,654 increase in the education budget
 - \$607,511 increase in ESSER and ARPA education grant expenses
 - \$679,527 increase in cafeteria expense as schools are fully back in person learning
 - \$459,166 increase in school activity expenses as COVID restrictions were relaxed

Financial analysis of the Town's funds

The Town's combined fund balance for all governmental funds was \$35,286,073. The components of fund balance were as follows:

Restricted	\$ 7,037,539
Committed	10,123,087
Assigned	842,083
Unassigned	<u>17,283,364</u>
Total	<u>\$ 35,286,073</u>

The total fund balance increased by \$7,906,511 to \$35,286,073. This increase is the result of the following activity:

The **General Fund** is the main operating fund of the Town. At year-end, the total fund balance was \$23,271,527, an increase of \$1,262,555 over the prior year. This increase in fund balance was due to actual revenues and other financing sources greater than the budgeted amounts of \$426,070 and expenditures and other financing uses \$3,571,420 under budget. The other financing sources includes \$4,199,815 of appropriated fund balance (\$1,102,815 of which was appropriated from assigned and committed fund balance). These budget variances are discussed further in the next section.

Additionally, property tax revenues increased \$2,878,337 from the prior year due to the amount needed to fund the budget. Expenditures increased \$4,916,636 from the prior year based on budgeted increases. This caused the 2022 fund balance increase of \$1,262,555 to be lower than the fiscal year 2021 fund balance increase of \$4,226,501.

The **Capital Reserve Fund** is used to account for various capital projects of the Town. It had a total fund balance of \$6,069,448 at year-end. Fund balance increased by \$6,345,384 during the fiscal year due to the issuance of debt and timing of project expenditures. A portion of the \$9,815,000 general obligation bonds issued during the year remained unspent.

General fund budgetary highlights

Below is a discussion of the original budget compared to the final budget and a discussion of the final budget compared to actual results.

Original budget compared to the final budget. Significant budget transfers included:

- \$100,000 from the Board of Finance contingency to transfers out to the Capital Reserve Fund to fund certain capital expenditures.
- \$220,665 from human resources – fringe benefits to fund increases in fuel expenditures and various personnel accounts

Final budget compared to actual results. The overall budget positive operating results of \$3,997,490 was driven by revenues exceeding the budget by \$1,750,133, transfers in exceeding the budget by \$2,875,752 and expenditures and other financing uses coming in under budget by \$3,571,420. Additionally, the Town budgeted appropriations of fund balance totaling \$4,199,815. The most significant budget variances were as follows:

- Total property tax revenues were greater than budget by \$1,172,855. This was largely because the actual levy was higher than the projected levy due to conservative budgeting during COVID.
- Charges for services revenue was \$397,699 greater than budget due to:
 - Building permits greater than budget by \$74,780 due to continued increases in home improvements as a result of the pandemic.
 - Town Clerk fees greater than budget by \$255,004 due to an increase in the housing market activity and real estate transactions.
 - EMS revenue \$143,468 greater than budget due to increases in call volume.
 - These were partially offset by the \$200,000 budgeted for special police assignments that was not transferred from the police private duty fund as the funds were not needed.
- Transfers in were greater than budget by \$2,875,752 due to monies transferred in from the COVID-19 Fund for ARPA related expenditures in the General Fund. The COVID-19 Fund is combined with the General Fund on a GAAP basis.
- Board of finance expenditure was under budget by \$83,521, the result of unused budgeted contingency.
- Human resources - fringe benefits was under budget by \$267,346 primarily as a result of significant savings in health insurance costs.
- Police personnel was under budget by \$349,867 as a result of one unfilled position and two uniformed officers who were deployed.
- Snow removal was \$106,295 under budget due to the mild winter.
- Board of education was \$926,000 under budget, largely due to special education professional services not used due to COVID, unfilled positions, lower payroll taxes related to salaries under budget and a payroll tax contingency that was budgeted but unused.

Capital asset and debt administration

Capital assets

The capital assets (net of depreciation/amortization) increased in the current year by \$1,401,115. The increase is due to capital additions exceeding depreciation expense.

Capital Assets (Net)		
June 30		
	2022	2021
		<i>(as restated)</i>
Land	\$ 14,788,616	\$ 14,788,616
Construction in progress	9,066,832	4,673,802
Land improvements	2,344,017	2,519,406
Buildings and systems	41,453,248	43,626,510
Right-to-use leased buildings	351,163	382,667
Machinery and equipment	2,978,577	2,795,370
Right-to-use leased equipment	69,694	91,297
Vehicles	5,960,831	6,670,191
Infrastructure	14,011,337	14,075,341
Total	\$ 91,024,315	\$ 89,623,200

In the current year, the Town had capital asset additions totaling \$7,115,108. Major capital asset additions consisted of the following:

- Construction in progress:
 - EMS facility project \$ 2,452,067
 - Pepper Street reconstruction and paving 1,694,072

- Buildings and systems:
 - Town Hall chiller and lighting upgrade 352,283

- Machinery and equipment:
 - Self contained breathing apparatus 354,000
 - Excavator 206,470

- Vehicles:
 - Police cars 175,624

- Infrastructure:
 - Paving - various roads 780,000

Additional details about the Town's capital assets is presented in Note III.D of the financial statements.

Long-term debt

Long-Term Debt		
June 30		
	2022	2021
		<i>(as restated)</i>
General obligation bonds	\$ 30,150,000	\$ 25,310,000
Notes payable	489,453	842,990
Leases	441,355	473,964
Totals	\$ 31,080,808	\$ 26,626,954

The Town's total long-term debt outstanding at year end increased \$4,453,854 during the current fiscal year. This was the result of a bond issuance of \$9,815,000, partially offset by scheduled principal payments.

State Statutes limit the amount of general obligation debt a governmental entity may issue to seven times total prior year tax collections, including interest and lien fees. The current debt limitation for the Town is \$554,789,669, which is significantly in excess of the Town's outstanding general obligation debt.

More detailed information about the Town's long-term liabilities is presented in Note III.F of the financial statements.

Economic factors and next year's budget

The Town's elected and appointed officials considered many factors in preparing the annual budget and setting the mill rate for fiscal year 2022. Some of the more significant considerations were:

- At June 2022, the unemployment rate for the Town was 3.70% as compared to the State's unemployment rate of 4.1% and a national unemployment rate of 3.8%. This is a decrease compared to the Town's rate of 5.50% at June 2021. The decrease in the unemployment rate is due to the job market recovery subsequent to the COVID-19 pandemic.
- Projection for an increase in the cost of health insurance based upon all available information.
- Projection for an increase in special education costs for the Board of Education based upon recent trends.
- The status of any open collective bargaining agreements.
- The status of all lawsuits relative to assessment appeals which could have a negative impact on the grand list.

Contacting the Town's financial management

This annual comprehensive financial report is designed to provide our citizens, businesses and investors with a general overview of the Town's financial position and fiscal accountability. If you have questions about this report or need additional financial information, contact the Town of Monroe, Finance Department, 7 Fan Hill Road, Monroe, CT 06468.

Basic Financial Statements

Town of Monroe, Connecticut

Governmental Activities
Statement of Net Position
June 30, 2022

Assets

Current assets:	
Cash	\$ 1,891,776
Investments	37,926,383
Receivables (net):	
Property taxes	1,029,517
Accounts	664,325
Intergovernmental	1,029,531
Leases	2,922
	<hr/>
Total current assets	42,544,454
Noncurrent assets:	
Restricted assets:	
Temporarily restricted:	
Investments	1,049,736
	<hr/>
Receivables (net):	
Property taxes	622,451
Loans	139,630
Leases	3,156,169
	<hr/>
Total receivables (net)	3,918,250
Capital assets (net of accumulated depreciation/amortization):	
Land	14,788,616
Construction in progress	9,066,832
Land improvements	2,344,017
Buildings and systems	41,453,248
Right-to-use leased buildings	351,163
Machinery and equipment	2,978,577
Right-to-use leased equipment	69,694
Vehicles	5,960,831
Infrastructure	14,011,337
	<hr/>
Total capital assets (net of accumulated depreciation)	91,024,315
	<hr/>
Total noncurrent assets	95,992,301
	<hr/>
Total assets	138,536,755

Deferred Outflows of Resources

Pension related	4,870,536
OPEB related	3,243,957
	<hr/>
Total deferred outflows of resources	8,114,493

(Continued)

The notes to financial statements are an integral part of this statement.

Town of Monroe, Connecticut

Governmental Activities
Statement of Net Position
June 30, 2022

Liabilities

Current liabilities:	
Accounts payable	\$ 4,396,330
Retainage payable	125,711
Accrued payroll and related liabilities	861,778
Accrued interest payable	196,560
Unearned revenue	489,397
Bonds and notes payable	5,360,906
Leases	72,895
Compensated absences	365,508
Special termination benefits	1,267,132
Claims payable	58,500
Heart and hypertension claims payable	47,508
Other	116,688
	<hr/>
Total current liabilities	13,358,913
Noncurrent liabilities:	
Performance bonds	1,049,736
Bonds, notes, and related liabilities	27,468,362
Leases	368,460
Compensated absences	1,462,031
Special termination benefits	5,312,049
Heart and hypertension claims payable	327,250
Landfill closure and postclosure	1,818,125
Net pension liability	8,449,565
Net OPEB liability	14,240,165
	<hr/>
Total noncurrent liabilities	60,495,743
	<hr/>
Total liabilities	73,854,656

Deferred Inflows of Resources

Lease related	3,066,526
Deferred charges on refunding	876,932
Pension related	3,259,771
OPEB related	3,274,444
	<hr/>
Total deferred inflows of resources	10,477,673

Net Position

Net investment in capital assets	61,414,340
Restricted for:	
Town programs	419,992
Senior center programs	444,848
Town clerk fees	119,984
School lunch programs	430,622
Library programs	60,775
Housing rehabilitation	219,960
Public safety programs	55,248
Public works programs	820,147
Construction projects	4,465,963
Unrestricted	(6,132,960)
	<hr/>
Total net position	\$ 62,318,919

The notes to financial statements are an integral part of this statement.

(Concluded)

Town of Monroe, Connecticut
Governmental Activities
Statement of Activities
For the Year Ended June 30, 2022

21

<u>Functions/Programs</u>	<u>Expenses</u>	<u>Program Revenues</u>			<u>Net Expenses and Changes in Net Position</u>
		<u>Charges for Services</u>	<u>Operating Grants and Contributions</u>	<u>Capital Grants and Contributions</u>	
General government	\$ 9,002,101	\$ 1,425,658	\$ 481,572	\$ 11,000	\$ (7,083,871)
Public safety	10,012,444	2,201,612	53,460	-	(7,757,372)
Public works	5,819,066	761,169	-	2,084,368	(2,973,529)
Health and welfare	483,619	83,870	12,517	-	(387,232)
Culture and recreation	3,322,983	1,243,979	369,026	-	(1,709,978)
Education	77,554,412	2,253,786	17,450,731	-	(57,849,895)
Interest	775,226	-	-	-	(775,226)
Total	<u>\$ 106,969,851</u>	<u>\$ 7,970,074</u>	<u>\$18,367,306</u>	<u>\$ 2,095,368</u>	<u>(78,537,103)</u>
General revenues:					
					82,276,791
					466,262
					128,076
					<u>186,436</u>
					<u>83,057,565</u>
					4,520,462
					<u>57,798,457</u>
					<u>\$ 62,318,919</u>

The notes to financial statements are an integral part of this statement.

Town of Monroe, Connecticut

Governmental Funds
Balance Sheet
June 30, 2022

	General Fund	Capital Reserve Fund	Other Governmental Funds	Total Governmental Funds
<u>Assets</u>				
Cash	\$ 159,304	\$ -	\$ 1,732,472	\$ 1,891,776
Investments	37,715,579	-	210,804	37,926,383
Restricted investments	1,049,736	-	-	1,049,736
Receivables (net):				
Property taxes	1,651,968	-	-	1,651,968
Accounts	183,942	-	480,383	664,325
Intergovernmental	-	-	1,029,531	1,029,531
Loans	-	-	139,630	139,630
Leases	3,159,091	-	-	3,159,091
Due from other funds	1,206,804	7,076,918	5,042,548	13,326,270
Total assets	<u>\$45,126,424</u>	<u>\$ 7,076,918</u>	<u>\$ 8,635,368</u>	<u>\$ 60,838,710</u>
<u>Liabilities</u>				
Accounts payable	\$ 2,516,994	\$ 881,759	\$ 997,577	\$ 4,396,330
Accrued payroll and related liabilities	858,047	-	3,731	861,778
Retainage payable	-	125,711	-	125,711
Due to other funds	12,587,699	-	1,206,804	13,794,503
Unearned revenue	7,239	-	482,158	489,397
Performance bonds	1,049,736	-	-	1,049,736
Other	116,688	-	-	116,688
Total liabilities	<u>17,136,403</u>	<u>1,007,470</u>	<u>2,690,270</u>	<u>20,834,143</u>
<u>Deferred Inflows of Resources</u>				
Unavailable revenue:				
Property taxes	1,651,968	-	-	1,651,968
Lease related	3,066,526	-	-	3,066,526
Total deferred inflows of resources	<u>4,718,494</u>	<u>-</u>	<u>-</u>	<u>4,718,494</u>
<u>Fund Balances</u>				
Restricted	444,848	1,759,078	4,833,613	7,037,539
Committed	1,612,815	4,288,937	4,221,335	10,123,087
Assigned	810,000	21,433	10,650	842,083
Unassigned	20,403,864	-	(3,120,500)	17,283,364
Total fund balances	<u>23,271,527</u>	<u>6,069,448</u>	<u>5,945,098</u>	<u>35,286,073</u>
Total liabilities, deferred inflows of resources and fund balances	<u>\$45,126,424</u>	<u>\$ 7,076,918</u>	<u>\$ 8,635,368</u>	<u>\$ 60,838,710</u>

The notes to financial statements are an integral part of this statement.

(Continued)

Town of Monroe, Connecticut

Reconciliation of Fund Balance to Net Position of Governmental Activities
June 30, 2022

Amounts reported for governmental activities in the statement of net position (Exhibit A) are different from the governmental fund balance sheet due to:

Total fund balances (Exhibit C, Page 1)	<u>\$ 35,286,073</u>
---	----------------------

Capital assets used in governmental activities are not financial resources and, therefore, are not reported in the funds:

Beginning capital assets (net)	89,623,200
Current year additions (net of construction in progress decreases)	7,115,108
Depreciation/amortization expense	<u>(5,713,993)</u>
Total	<u>91,024,315</u>

Other long-term assets and deferred outflows of resources are not available resources and, therefore, are not reported in the funds:

Deferred outflows related to pensions	4,870,536
Deferred outflows related to OPEB	<u>3,243,957</u>
Total	<u>8,114,493</u>

Other long-term assets are not available to pay for current period expenditures and, therefore, are unavailable in the funds:

Property tax - accrual basis change	<u>1,651,968</u>
-------------------------------------	------------------

Internal service funds are used by management for risk financing activities:

The assets and liabilities of the internal service funds are included in governmental activities in the statement of net position	<u>93,475</u>
---	---------------

Some liabilities and deferred inflows of resources, including bonds and notes payable, are not due and payable in the current period and, therefore, are not reported in the funds:

Bonds and notes payable and related liabilities	(32,829,268)
Leases payable	(441,355)
Compensated absences	(1,827,539)
Special termination benefits	(6,579,181)
Claims payable	(58,500)
Landfill closure and postclosure	(1,818,125)
Net pension liability	(8,449,565)
Net OPEB liability	(14,240,165)
Accrued interest payable	(196,560)
Deferred charge on refunding	(876,932)
Deferred inflows related to pension	(3,259,771)
Deferred inflows related to OPEB	<u>(3,274,444)</u>

Total	<u>(73,851,405)</u>
-------	---------------------

Net position (Exhibit A)	<u>\$ 62,318,919</u>
--------------------------	----------------------

(Concluded)

The notes to financial statements are an integral part of this statement.

Town of Monroe, Connecticut

Governmental Funds
Statement of Revenues, Expenditures and Changes in Fund Balances
For the Year Ended June 30, 2022

	General Fund	Capital Reserve Fund	Other Governmental Funds	Total Governmental Funds
Revenues:				
Property taxes	\$ 82,184,039	\$ -	\$ -	\$ 82,184,039
Intergovernmental	14,697,249	-	5,778,707	20,475,956
Charges for services	2,305,634	-	5,664,440	7,970,074
Contributions	23,414	11,000	418,566	452,980
Income from investments	127,891	-	185	128,076
Other	125,504	-	60,932	186,436
Total revenues	99,463,731	11,000	11,922,830	111,397,561
Expenditures:				
Current:				
General government	8,717,767	5,950	67,385	8,791,102
Public safety	8,301,826	-	1,196,953	9,498,779
Public works	3,495,377	-	1,654,907	5,150,284
Health and welfare	373,024	-	115,816	488,840
Culture and recreation	1,692,494	-	1,177,156	2,869,650
Education	69,460,250	-	5,451,863	74,912,113
Debt service	6,151,971	104,424	-	6,256,395
Capital outlay	-	4,378,961	1,908,417	6,287,378
Total expenditures	98,192,709	4,489,335	11,572,497	114,254,541
Excess (deficiency) of revenues over expenditures	1,271,022	(4,478,335)	350,333	(2,856,980)
Other financing sources (uses):				
Issuance of debt	-	9,845,658	-	9,845,658
Premium	-	917,833	-	917,833
Transfers in	422,272	482,500	20,739	925,511
Transfers out	(430,739)	(422,272)	(72,500)	(925,511)
Net other financing sources (uses)	(8,467)	10,823,719	(51,761)	10,763,491
Net change in fund balances	1,262,555	6,345,384	298,572	7,906,511
Fund balances - July 1, 2021	22,008,972	(275,936)	5,646,526	27,379,562
Fund balances - June 30, 2022	\$ 23,271,527	\$ 6,069,448	\$ 5,945,098	\$ 35,286,073

The notes to financial statements are an integral part of this statement.

Town of Monroe, Connecticut

Reconciliation of the Statement of Revenues, Expenditures and Changes in
Fund Balances of Governmental Funds to the Statement of Activities
For the Year Ended June 30, 2022

Amounts reported for governmental activities in the statement of activities (Exhibit B) are different due to:

Net change in fund balances - total governmental funds (Exhibit D)	<u>\$ 7,906,511</u>
--	---------------------

Governmental funds report capital outlays as expenditures. However, in the statement of activities the cost of those assets is allocated over their estimated useful lives and reported as depreciation/amortization expense.

Capital outlay	7,115,108
Depreciation/amortization expense	<u>(5,713,993)</u>
Total	<u>1,401,115</u>

Revenues in the statement of activities that do not provide current financial resources are not reported as revenues in the funds and revenues recognized in the fund financial statements are not reported in the statement of activities:

Change in property tax receivable - accrual basis change	<u>92,752</u>
--	---------------

The issuance of long-term debt (e.g., bonds, notes) provides current financial resources to governmental funds, while the repayment of the principal of long-term debt consumes the current financial resources of governmental funds. Neither transaction, however, has any effect on net position. Also, governmental funds report the effect of premiums, discounts, and similar items when debt is first issued, whereas these amounts are deferred and amortized in the statement of activities. The details of these differences in the treatment of long-term debt and related items are as follows:

Debt issued or incurred:	
Issuance of debt	(9,845,658)
Premiums	(917,833)
Principal repayments:	
General obligation bonds and notes	5,328,537
Leases payable	<u>63,267</u>
Total	<u>(5,371,687)</u>

(Continued)

The notes to financial statements are an integral part of this statement.

Town of Monroe, Connecticut

Reconciliation of the Statement of Revenues, Expenditures and Changes in
Fund Balances of Governmental Funds to the Statement of Activities
For the Year Ended June 30, 2022

Some expenses reported in the statement of activities do not require the use of current financial resources and, therefore, are not reported as expenditures in governmental funds:

Change in:	
Compensated absences	\$ (1,723)
Special termination benefits	1,798
Claims payable	97,000
Landfill closure and postclosure	(91,950)
Net Pension asset	(1,596,188)
Net Pension liability	(1,988,627)
Net OPEB liability	1,822,359
Accrued interest payable	3,802
Amortization of:	
Premium	262,077
Deferred outflows of resources related to pension and OPEB	240,290
Deferred inflows of resources related to pension and OPEB	1,533,243
Deferred charges on refunding	<u>153,701</u>
Total	<u>435,782</u>

Internal service funds are used by management for risk financing activities:

The net revenue (expense) of the activities of the internal service funds is reported with governmental activities	<u>55,989</u>
Change in net position (Exhibit B)	<u>\$ 4,520,462</u>

(Concluded)

The notes to financial statements are an integral part of this statement.

Town of Monroe, Connecticut

Proprietary Fund
Statement of Net Position
June 30, 2022

	<u>Internal Service Fund</u>
<u>Assets</u>	
Current asset:	
Due from other funds	<u>\$ 468,233</u>
<u>Liabilities</u>	
Current liability:	
Claims payable	47,508
Noncurrent liability:	
Claims payable	<u>327,250</u>
Total liabilities	<u>374,758</u>
<u>Net Position</u>	
Unrestricted	<u>\$ 93,475</u>

The notes to financial statements are an integral part of this statement.

Town of Monroe, Connecticut
Proprietary Fund
Statement of Revenues, Expenses and Changes in Net Position
For the Year Ended June 30, 2022

	<u>Internal Service Fund</u>
Operating revenues:	
Charges for services	\$ 80,824
Operating expenses:	
Claims and benefits	<u>24,835</u>
Change in net position	<u>55,989</u>
Net position - July 1, 2021	<u>37,486</u>
Net position - June 30, 2022	<u><u>\$ 93,475</u></u>

The notes to financial statements are an integral part of this statement.

Town of Monroe, Connecticut
Proprietary Fund
Statement of Cash Flows
For the Year Ended June 30, 2022

	<u>Internal Service Funds</u>
Cash flows from (used in) operating activities:	
Cash received from charges for services	\$ 60,824
Cash paid for benefits and claims	<u>(60,824)</u>
Net increase (decrease) in cash	-
Cash - July 1, 2021	<u>-</u>
Cash - June 30, 2022	<u><u>\$ -</u></u>
Reconciliation of operating income (loss) to net cash from (used in) operating activities:	
Operating income (loss)	\$ 55,989
Adjustments to reconcile operating income (loss) to net cash from (used in) operating activities:	
Changes in operating assets and liabilities:	
(Increase) decrease in:	
Due from other funds	(20,000)
Increase (decrease) in:	
Claims payable	<u>(35,989)</u>
Net cash from (used in) operating activities	<u><u>\$ -</u></u>

The notes to financial statements are an integral part of this statement.

Town of Monroe, Connecticut
Fiduciary Funds
Statement of Fiduciary Net Position
June 30, 2022

	<u>Pension and OPEB Trust Funds</u>	<u>Private- Purpose Trust Fund</u>
<u>Assets</u>		
Cash	\$ -	\$ 10,461
Investments:		
Mutual funds:		
Equity	18,232,677	-
Bond	7,283,990	-
Real estate	2,124,419	-
Bank money market	799,268	-
Total investments	<u>28,440,354</u>	<u>-</u>
Total assets	<u>28,440,354</u>	<u>10,461</u>
<u>Net Position</u>		
Restricted for:		
Pensions	26,642,927	-
OPEB	1,797,427	-
Individuals and organizations	<u>-</u>	<u>10,461</u>
Total net position	<u><u>\$ 28,440,354</u></u>	<u><u>\$ 10,461</u></u>

The notes to financial statements are an integral part of this statement.

Town of Monroe, Connecticut

Fiduciary Funds
Statement of Changes in Fiduciary Net Position
For the Year Ended June 30, 2022

	<u>Pension and OPEB Trust Funds</u>	<u>Private- Purpose Trust Fund</u>
Additions:		
Contributions:		
Employer	\$ 883,530	\$ -
Employee	<u>428,630</u>	<u>-</u>
Total contributions	<u>1,312,160</u>	<u>-</u>
Investment income (loss):		
Net change in fair value of investments	(5,130,350)	-
Interest and dividends	<u>667,804</u>	<u>5</u>
Total investment income (loss)	(4,462,546)	5
Less investment expense	<u>45,514</u>	<u>-</u>
Net investment income (loss)	<u>(4,508,060)</u>	<u>5</u>
Total additions	<u>(3,195,900)</u>	<u>5</u>
Deductions:		
Benefits	1,493,698	-
Administration	<u>43,626</u>	<u>-</u>
Total deductions	<u>1,537,324</u>	<u>-</u>
Change in net position	(4,733,224)	5
Net position - July 1, 2021	<u>33,173,578</u>	<u>10,456</u>
Net position - June 30, 2022	<u><u>\$ 28,440,354</u></u>	<u><u>\$ 10,461</u></u>

The notes to financial statements are an integral part of this statement.

Town of Monroe, Connecticut

Notes to Financial Statements
As of and for the Year Ended June 30, 2022**History and organization**

The Town of Monroe, Connecticut ("Town") was incorporated in 1823. The Town operates under a First Selectman/Council form of government. The First Selectman is the Chief Executive Officer and the Town Council (made up of nine members) is the legislative body of the Town. The Town Council may enact, amend or repeal ordinances and resolutions. The Board of Finance is responsible for financial and budgetary matters as prescribed by Connecticut General Statutes and the Town Charter. The Board of Education is responsible for operation of the school system. The Town operates under a charter and provides the following services as authorized by such: public safety, public works, health and welfare, culture and recreation, education and general administration.

The accompanying financial statements present the Town and its component units, entities for which the Town is considered to be financially accountable. The Town is financially accountable for the pension and OPEB trust funds and therefore, the trust funds are considered fiduciary component units. The financial statements of the fiduciary component units are reported as pension and OPEB trust funds in the fiduciary fund financial statements. The pension and OPEB trust funds do not issue separate financial statements.

I. Summary of significant accounting policies**A. Government-wide and fund financial statements**

The government-wide financial statements (i.e., the statement of net position and the statement of activities) report information on all of the nonfiduciary activities of the Town. *Governmental activities* are normally supported by taxes and intergovernmental revenues.

The statement of activities demonstrates the degree to which the direct expenses of a given function or segment is offset by program revenues. *Direct expenses* are those that are clearly identifiable with a specific function or segment. *Program revenues* include 1) charges to customers or applicants who purchase, use or directly benefit from goods, services or privileges provided by a given function or segment and 2) grants and contributions that are restricted to meeting the operational or capital requirements of a particular function or segment. Taxes and other items not properly included among program revenues are reported instead as *general revenues*.

Separate financial statements are provided for governmental funds, proprietary funds, and fiduciary funds, even though the latter are excluded from the government-wide financial statements. Major individual governmental funds are reported as separate columns in the fund financial statements.

B. Measurement focus, basis of accounting and financial statement presentation

The government-wide financial statements are reported using the *economic resources measurement focus* and the *accrual basis of accounting*, as are the proprietary fund and fiduciary fund financial statements. Revenues are recorded when earned and expenses are recorded when a liability is incurred, regardless of the timing of related cash flows. Property taxes are recognized as revenues in the year for which they are levied. Grants and similar items are recognized as revenues as soon as all eligibility requirements imposed by the provider have been met.

Town of Monroe, Connecticut

Notes to Financial Statements
As of and for the Year Ended June 30, 2022

B. Measurement focus, basis of accounting and financial statement presentation (continued)

Governmental fund financial statements are reported using the *current financial resources measurement focus* and the *modified accrual basis of accounting*. Revenues are recognized as soon as they are both measurable and available. Revenues are considered to be *available* when they are collected within the current period. The Town considers reimbursement grants to be available if they are collected within one year of the end of the current fiscal period. Expenditures generally are recorded when a liability is incurred, as under accrual accounting. However, debt service expenditures, as well as expenditures related to compensated absences, and certain other long-term liabilities, are recorded only when payment is due. General capital asset acquisitions are reported as expenditures in the governmental funds.

Expenditure reimbursement type grants, certain intergovernmental revenues, charges, transfers and interest associated with the current fiscal period are all considered to be susceptible to accrual and so have been recognized as revenues of the current fiscal period. Only the portion of special assessments receivable due within the current fiscal period is considered to be susceptible to accrual as revenue of the current period. All other revenue items, including property taxes, are considered to be measurable and available only when cash is received by the Town.

The Town reports the following major governmental funds:

General Fund	The Town's primary operating fund. It accounts for all financial resources of the general government, except those required to be accounted for in another fund.
Capital Reserve Fund	Accounts for capital projects and acquisitions which, by their nature, occur over the course of multiple years. These projects are either funded through transfers appropriated from the General Fund or the issuance of general obligation bonds.

Additionally, the Town reports the following fund types:

Special Revenue Funds	Accounts for and reports the proceeds of specific revenue resources that are restricted, committed or assigned to expenditures for specified purposes other than debt.
Capital Project Funds	Accounts for and reports resources and expenditures that are restricted, committed or assigned for the acquisition and construction of capital facilities, including those that are financed through special assessments.
Internal Service Fund	Accounts for risk financing activities for heart and hypertension as allowed by GASB Statement No. 10.
Pension Trust Funds	Accounts for the activities of the Town Retirement Plan and Education Retirement Plan, which accumulate resources for pension benefit payments to qualified employees.
OPEB Trust Fund	Accounts for the activities of the Police OPEB Plan which accumulates resources for OPEB benefits.
Private-Purpose Trust Fund	Accounts for the receipt of private donations to be used for student awards.

Town of Monroe, Connecticut

Notes to Financial Statements
As of and for the Year Ended June 30, 2022

B. Measurement focus, basis of accounting and financial statement presentation (continued)

As a general rule, the effect of interfund activity has been eliminated from the government-wide financial statements. Exceptions are charges between certain Town functions because elimination of these charges would distort the direct costs and program revenues reported for the various functions concerned.

Amounts reported as *program revenues* include 1) charges to customers or applicants for goods, services or privileges provided, 2) operating grants and contributions and 3) capital grants and contributions, including special assessments. Internally dedicated resources are reported as *general revenues* rather than as program revenues. Likewise, general revenues include all taxes.

Proprietary funds distinguish *operating* revenues and expenses from *nonoperating* items. Operating revenues and expenses generally result from providing services and producing and delivering goods in connection with a proprietary fund's principal ongoing operations. The principal operating revenues of the Town's internal service fund are premiums for insurance.

For purposes of measuring the net pension and OPEB liability, deferred outflows of resources and deferred inflows of resources related to pensions and OPEB, and pension and OPEB expense, information about the fiduciary net position and additions to/deductions from fiduciary net position of the Town pension and OPEB plans, the Connecticut Municipal Employees Retirement Systems ("MERS"), the Connecticut State Teachers' Retirement System ("TRS"), and the Connecticut State Retiree Health Insurance Plan ("RHIP") have been determined on the same basis as they are reported by the Town's pension and OPEB plans, MERS, TRS, and RHIP. For this purpose, benefit payments (including refunds of employee contributions) are recognized when due and payable in accordance with benefit terms.

C. Assets, liabilities, deferred outflows/inflows of resources and equity**1. Cash and investments****a. Cash**

The Town considers cash as cash on hand and demand deposits.

For cash flow purposes the Town considers cash equivalents money market accounts and short-term investments with original maturities of three months or less from the date of acquisition.

b. Investments

In general, State of Connecticut Statutes allow the Town to invest in obligations of the United States of America or United States government sponsored corporations, in shares or other interests in any custodial arrangement, pool or no-load, open-end management type investment company or investment trust (as defined), in obligations of any State or political subdivision rated within the top two rating categories of any nationally recognized rating service, or in obligations of the State of Connecticut or political subdivision rated within the top three rating categories of any nationally recognized rating service. For the capital reserve fund, not more than 31% can be invested in equity securities. Investment income is recorded in the fund in which it was earned.

State Treasurers Short-Term Investment Fund is an investment pool managed by the State of Connecticut Office of the State Treasurer. Investments must be made in instruments authorized by Connecticut General Statutes 3-27c - 3-27e. Investment guidelines are adopted by the State Treasurer. The fair value of the position in the pool is the same as the value of the pool shares.

Town of Monroe, Connecticut
Notes to Financial Statements
As of and for the Year Ended June 30, 2022

C. Assets, liabilities, deferred outflows/inflows of resources and equity (continued)

The Town's pension and OPEB funds have adopted a formal investment policy that defines asset allocation guidelines, diversification guidelines and fixed income and cash guidelines.

The Town's pension and OPEB plan investment policy targets are as follows:

Asset Class	Target Allocation	
	Pension	OPEB
Domestic equity	30.50%	35.00%
International equity	20.00%	30.00%
Fixed income	17.50%	30.00%
Other	32.00%	5.00%
Total	<u>100.00%</u>	<u>100.00%</u>

c. Method used to value investments

Investments for the Town are reported at fair value. Securities traded on a national or international exchange are valued at the last reported sales price at current exchange rates.

Fair value of investments

The Town measures and records its investments using fair value measurement guidelines established by accounting principles generally accepted in the United States of America (GAAP). These guidelines recognize a three-tiered fair value hierarchy, as follows:

Level 1	Quoted prices for identical investments in active markets
Level 2	Quoted prices for identical investments in markets that are not active. Fair values are primarily obtained from the third party pricing services for identical comparable assets
Level 3	Unobservable inputs

d. Risk policies

Interest rate risk	Interest rate risk is the risk that the government will incur losses in fair value caused by changing interest rates. The Town's formalized investment policy does not specifically limit investment maturities as a means of managing its exposure to fair value losses arising from increasing interest rates. The policy does suggest that investments be undertaken in a manner to protect against the erosion of market prices from rising interest rates.
Credit risk	Credit risk is the risk that an issuer or other counterparty will not fulfill its specific obligation even without the entity's complete failure. The Town has no investment policy that would limit its investment choices due to credit risk other than State Statutes governing investments in obligations of any State or political subdivision or in obligations of the State of Connecticut or political subdivision.

Town of Monroe, Connecticut

Notes to Financial Statements
As of and for the Year Ended June 30, 2022

C. Assets, liabilities, deferred outflows/inflows of resources and equity (continued)

Concentration of credit risk	Concentration of credit risk is the risk attributed to the magnitude of an entity's investments in a single issuer. The Town follows the limitations specified in the Connecticut General Statutes. Generally, the Town's deposits cannot be 75% or more of the total capital in any one depository.
Custodial credit risk	Custodial credit risk is the risk that, in the event of the failure of the counterparty, the Town will not be able to recover the value of its investment or collateral securities that are in the possession of an outside party. The Town does not have a formal policy with respect to custodial credit risk.
Foreign currency risk	Foreign currency risk is the risk that the value of the investment may be affected by changes in the rate of exchange. The Town does not have a formal policy with respect to foreign currency risk.

2. Receivables and payables

a. Interfunds

Activity between funds that are representative of lending/borrowing arrangements outstanding at the end of the fiscal year are referred to as either "due to/from other funds" (i.e., the current portion of interfund loans) or "advances to/from other funds" (i.e., the non-current portion of interfund loans).

b. Property taxes and other receivables

In the fund financial and government-wide financial statements, all trade, property tax, and loan receivables are shown net of an allowance for uncollectibles. Allowance percentages range from 2.00% to 80.00% of outstanding receivable balances and are calculated based upon prior collections.

In the fund financial statements, property taxes receivable which have not been collected as of June 30, have been recorded as deferred inflows of resources, since they are not considered to be available to finance expenditures of the current year.

Property taxes are assessed on property as of October 1. Taxes are billed in the following July and are due in two installments, July 1, and January 1. Personal property and motor vehicle taxes are billed in July and are due in one installment, on July 1, and supplemental motor vehicle taxes are due in full January 1. Liens are effective on the assessment date and are continued by filing before the end of the year following the due date.

Loan receivables consist of Community Development Block Grant loans. The Town provides the low interest loans for residential rehabilitation as well as loans to local businesses for facility improvements.

c. Leases receivable

The Town is a lessor for noncancellable leases of buildings and land. The Town recognizes a lease receivable and a deferred inflow of resources in the government-wide and governmental fund financial statements.

Town of Monroe, Connecticut

Notes to Financial Statements
As of and for the Year Ended June 30, 2022

C. Assets, liabilities, deferred outflows/inflows of resources and equity (continued)

At the commencement of a lease, the Town initially measures the lease receivable at the present value of payments expected to be received during the lease term. Subsequently, the lease receivable is reduced by the principal portion of lease payments received. The deferred inflow of resources is initially measured as the initial amount of the lease receivable, adjusted for lease payments received at or before the lease commencement date. Subsequently, the deferred inflow of resources is recognized as revenue over the life of the lease term.

Key estimates and judgments related to leases include:

Discount Rate	The Town uses its estimated incremental borrowing rate as the discount rate used to discount the expected lease receipts to present value.
Lease Term	The lease term includes the noncancellable period of the lease.
Lease Payments	Lease receipts included in the measurement of the lease receivable is composed of fixed payments from the lessee.

The Town monitors changes in circumstances that would require a remeasurement of its lease and will remeasure the lease receivable and deferred inflows of resources if certain changes occur that are expected to significantly affect the amount of the lease receivable.

3. Restricted assets

The restricted assets for the Town are restricted for performance bonds. Performance bonds are temporarily restricted until the monies are returned to the vendor after satisfactory completion of contract or the Town calls the bond for nonperformance.

4. Capital assets

Capital assets are reported in the government-wide financial statements. Capital assets are defined by the Town as assets with an initial, individual cost of more than the capitalization threshold for that asset type and an estimated useful life in excess of one year. Such assets are recorded at historical cost or estimated historical cost if purchased or constructed. Donated capital assets are recorded at acquisition value at the date of donation.

The costs of normal maintenance and repairs that do not add to the value of the asset or materially extend the asset lives are not capitalized. Major outlays for capital assets and improvements are capitalized as projects are constructed.

Town of Monroe, Connecticut

Notes to Financial Statements
As of and for the Year Ended June 30, 2022

C. Assets, liabilities, deferred outflows/inflows of resources and equity (continued)

Property, plant and equipment of the Town are depreciated/amortized using the straight-line method over the following estimated useful lives:

Assets	Years	Capitalization Threshold
Land	N/A	All
Construction in progress	N/A	\$5,000 - \$100,000 *
Land improvements	10-30	20,000
Buildings and systems	20-40	20,000
Machinery and equipment	5-20	5,000
Vehicles	3-15	5,000
Infrastructure	25-50	100,000
Right-to-use leased assets	Lease term	5,000

* Depending on asset classification

5. Deferred outflows/inflows of resources

In addition to assets, the statement of net position will sometimes report a separate section for deferred outflows of resources. This separate financial statement element, deferred outflows of resources, represents a consumption of net assets that applies to a future period(s) and so will not be recognized as an outflow of resources (expense/expenditure) until then.

In addition to liabilities, the statement of net position will sometimes report a separate section for deferred inflows of resources. This separate financial statement element, deferred inflows of resources, represents an acquisition of net assets that applies to a future period(s) and so will not be recognized as an inflow of resources (revenue) until that time.

The Town reports deferred outflows and inflows of resources related to pensions and OPEB in the government-wide statements for differences between expected and actual experience, changes in assumptions, net difference between projected and actual earnings on plan investments, changes in proportional share and contributions subsequent to the measurement date. The deferred outflow or inflow related to differences between expected and actual experience, changes in assumptions and changes in proportional share will be amortized over the average remaining service life of all plan members. The deferred outflow or inflow related to the net difference between projected and actual earnings on plan investments will be amortized over a five-year period. The deferred outflow relating to contributions subsequent to the measurement date will be recognized as a reduction of the net pension liability in the subsequent year.

Town of Monroe, Connecticut

Notes to Financial Statements
As of and for the Year Ended June 30, 2022**C. Assets, liabilities, deferred outflows/inflows of resources and equity (continued)**

Deferred inflows of resources also include deferred inflows relating to advance refunding of debt. These amounts are deferred and are amortized over the shorter of the life of the old or new debt.

Deferred inflows of resources include deferred inflows relating to the lease receivable. These amounts are deferred and are amortized to lease revenue in a systematic and rational manner over the term of the lease.

Advance tax collections represent taxes associated with a future period. This amount is recognized during the period in which the revenue is associated.

For governmental funds, the Town reports unavailable revenue, which arises only under the modified accrual basis of accounting. Accordingly, unavailable revenue is reported only in the governmental funds' balance sheet. The governmental funds report unavailable revenues from property taxes (including advance collections, if any). These amounts are recognized as an inflow of resources in the period that the amounts become available.

6. Compensated absences

Town employees accumulate vacation and sick leave hours for subsequent use or for payment upon termination or retirement. Sick leave and vacation leave expenditures are recognized in the governmental funds in the current year to the extent they are paid during the year or the vested amount is expected to be paid with available resources. A liability for these amounts has been recorded in the government-wide financial statements.

7. Special termination benefits

Termination benefits represent the present value of future benefits to be paid to former employees. Certain Board of Education employees were granted retirement awards based on years of service and other provisions in their contracts. A liability for these amounts has been recorded in the government-wide financial statements.

8. Long-term liabilities

In the government-wide financial statements, long-term debt and other long-term liabilities are reported as liabilities in the governmental activities' statement of net position. Bond premiums and discounts are deferred and amortized over the life of the bonds using the effective interest method. Bonds payable are reported net of the applicable bond premium or discount. Issuance costs, whether or not withheld from the actual debt proceeds received, are reported as debt service expenses.

In the fund financial statements, governmental fund types recognize bond premiums and discounts, as well as bond issuance costs, during the current period. The face amount of debt issued is reported as other financing sources. Premiums received on debt issuances are reported as other financing sources while discounts on debt issuances are reported as other financing uses. Issuance costs, whether or not withheld from the actual debt proceeds received, are reported as debt service expenditures.

9. Lease liabilities

The Town is a lessee for noncancellable leases of land, buildings and equipment. The Town recognizes a lease liability and an intangible right-to-use lease asset (lease asset) in the government-wide financial statements. The Town recognizes lease liabilities with an initial, individual value of \$5,000 or more.

Town of Monroe, Connecticut

Notes to Financial Statements
As of and for the Year Ended June 30, 2022

C. Assets, liabilities, deferred outflows/inflows of resources and equity (continued)

At the commencement of a lease, the Town initially measures the lease liability at the present value of payments expected to be made during the lease term. Subsequently, the lease liability is reduced by the principal portion of lease payments made. The lease asset is initially measured as the initial amount of the lease liability, adjusted for lease payments made at or before the lease commencement date, plus certain initial direct costs. Subsequently, the lease asset is amortized on a straight-line basis over its useful life.

Key estimates and judgments related to leases include:

Discount Rate	The Town uses the interest rate charged by the lessor as the discount rate to discount the expected lease payments to the present value. When the interest rate charged by the lessor is not provided, the Town generally uses its estimated incremental borrowing rate as the discount rate for leases.
Lease Term	The lease term includes the noncancellable period of the lease.
Lease Payments	Lease payments included in the measurement of the lease liability are composed of fixed payments and any purchase option price that the Town is reasonably certain to exercise.

The Town monitors changes in circumstances that would require a remeasurement of its lease and will remeasure the lease asset and liability if certain changes occur that are expected to significantly affect the amount of the lease liability.

Lease assets are reported with other capital assets and lease liabilities are reported with long-term debt on the statement of net position.

10. Net position and fund balances

In the government-wide financial statements, net position is classified into the following categories:

Net Investment in Capital Assets	This category presents the net position that reflects capital assets net of depreciation/amortization and net of only the debt applicable to the acquisition or construction of these assets. Debt issued for non-capital purposes, and unspent bond proceeds, are excluded.
Restricted Net Position	This category presents the net position restricted by external parties (creditors, grantors, contributors or laws and regulations).
Unrestricted Net Position	This category presents the net position of the Town which is not classified in the preceding two categories.

Town of Monroe, Connecticut

Notes to Financial Statements
As of and for the Year Ended June 30, 2022

C. Assets, liabilities, deferred outflows/inflows of resources and equity (continued)

Sometimes the Town will fund outlays for a particular purpose from both restricted (e.g., restricted bond or grant proceeds) and unrestricted resources. In order to calculate the amounts to report as restricted net position and unrestricted net position in the government-wide financial statements, a flow assumption must be made about the order in which the resources are considered to be applied. It is the Town’s policy to consider restricted net position to have been depleted before unrestricted net position is applied.

In the fund financial statements, fund balances are classified into the following categories:

Nonspendable	This category presents amounts that cannot be spent either because they are in nonspendable form or because they are legally or contractually required to be maintained intact.
Restricted	This category presents amounts that can be spent only for specific purposes because of enabling legislation or because of constraints that are externally imposed by creditors, grantors, contributors or the laws or regulations of other governments.
Committed	This category presents amounts that can be used only for specific purposes determined by a formal action at the highest level of decision-making authority for the Town. Commitments may be established, modified or rescinded only through resolutions approved by the Town Council.
Assigned	This category presents amounts that do not meet the criteria to be classified as restricted or committed but that are intended to be used for specific purposes. Under the Town’s fund balance policy, the Board of Finance is authorized to assign fund balance. Intent is also expressed by a properly approved purchase order (encumbrance).
Unassigned	This category presents amounts that do not meet the criteria above and are available for any purpose. This category is only reported in the general fund for positive amounts and in any other fund that has a fund balance deficit.

When an expenditure is incurred for purposes for which both restricted and unrestricted fund balance is available, the Town considers restricted funds to have been spent first. When an expenditure is incurred for which committed, assigned or unassigned fund balances are available, the Town considers amounts to have been spent first out of committed funds, then assigned funds and finally unassigned funds, as needed, unless the Town Council or Board of Finance has provided otherwise in its commitment or assignment actions.

Minimum fund balance policy

The Board of Finance has adopted a minimum fund balance policy for the General Fund. The policy establishes the intent to maintain a level of unassigned fund balance of at least 8.33% to 16.67% of annual budgeted expenditures.

Town of Monroe, Connecticut

Notes to Financial Statements
As of and for the Year Ended June 30, 2022

C. Assets, liabilities, deferred outflows/inflows of resources and equity (continued)

11. Use of estimates

The preparation of the financial statements in conformity with accounting principles generally accepted in the United States of America requires management to make estimates and assumptions that affect the reported amounts of assets and liabilities, deferred outflows and inflows of resources including disclosures of contingent assets and liabilities and reported revenues, expenses and expenditures during the fiscal year. Actual results could differ from those estimates.

12. Reclassifications

Certain amounts presented in the prior year data have been reclassified in order to be consistent with the current year's presentation.

II. Stewardship, compliance and accountability

A. Basis of budgeting

Only the General Fund has a legally adopted annual budget.

The Town uses the budgetary basis of accounting under which purchase orders for contracts or other commitments are recorded in order to reserve that portion of the applicable appropriation. Encumbrances are recognized as a valid and proper charge against a budget appropriation in the year in which the purchase order, contract or other commitment is issued and, accordingly, encumbrances outstanding at year end are reported in the budgetary statements included as required supplementary information.

B. Capital projects authorizations

The following is a summary of certain capital projects:

Project	Project Authorization	Cumulative Expenditures	Balance
Fire apparatus	\$ 3,880,000	\$ 3,807,821	\$ 72,179
EMS facility phase 1	180,000	179,845	155
Radio system	1,650,000	1,578,019	71,981
EMS facility phase 2	4,100,000	2,427,010	1,672,990
Road construction/reconstruction phase 8	1,220,000	500,000	720,000
Trucks and equipment	520,000	206,470	313,530
Fire safety equipment	500,000	479,141	20,859
School improvements	560,000	-	560,000
Pepper Street reconstruction	8,000,000	4,384,428	3,615,572
Totals	\$20,610,000	\$13,562,734	\$7,047,266

Town of Monroe, Connecticut

Notes to Financial Statements
As of and for the Year Ended June 30, 2022

III. Detailed notes**A. Cash and investments****1. Deposits – custodial credit risk**

At year end, the Town's bank balance was \$35,873,317 and was exposed to custodial credit risk as follows:

Uninsured and uncollateralized	\$ 2,580,348
Uninsured and collateral held by the pledging bank's trust department, not in the Town's name	<u>943,449</u>
 Total amount subject to custodial credit risk	 <u><u>\$ 3,523,797</u></u>

Financial instruments that potentially subject the Town to significant concentrations of credit risk consist primarily of cash. From time to time, the Town's cash account balances exceeded the Federal Deposit Insurance Corporation limit. The Town reduces its credit risk by maintaining its cash deposits with major financial institutions and monitoring their credit ratings.

2. Investments

a. The Town's investments consisted of the following types and maturities. Specific identification was used to determine maturities:

Type of Investment	Fair Value	Investment Maturities (In Years)			
		N/A	Less Than 1	5-10 Years	Over 10
Mutual funds:					
Money market	\$ 799,268	\$ -	\$ 799,268	\$ -	\$ -
Equity	18,232,677	18,232,677	-	-	-
Bond	7,283,990	-	-	7,283,990	-
Real estate	2,124,419	2,124,419	-	-	-
Bank money market	986,434	-	986,434	-	-
Certificates of deposit	31,339,548	-	31,339,548	-	-
Pooled fixed income	5,691,820	-	5,691,820	-	-
U.S. government agency obligations	958,317	-	-	-	958,317
 Total	 <u><u>\$ 67,416,473</u></u>	 <u><u>\$ 20,357,096</u></u>	 <u><u>\$ 38,817,070</u></u>	 <u><u>\$ 7,283,990</u></u>	 <u><u>\$ 958,317</u></u>

Town of Monroe, Connecticut

Notes to Financial Statements
As of and for the Year Ended June 30, 2022

A. Cash and investments (continued)

b. The Town had the following recurring fair value measurements:

	Amount	Quoted Market Prices in Active Markets Level 1	Significant Observable Inputs Level 2
<u>Investments by fair value level</u>			
Mutual funds:			
Money market	\$ 799,268	\$ 799,268	\$ -
Equity	18,232,677	18,232,677	-
Bond	7,283,990	7,283,990	-
Real estate	2,124,419	2,124,419	-
U.S. government agency obligations	958,317	-	958,317
Total investments by fair value level	<u>29,398,671</u>	<u>\$ 28,440,354</u>	<u>\$ 958,317</u>
Other investments:			
Bank money market	986,434		
Certificates of deposit	31,339,548		
Pooled fixed income	<u>5,691,820</u>		
Total other investments	<u>38,017,802</u>		
Total investments	<u>\$ 67,416,473</u>		

Level 1: Quoted prices for identical investments in active markets;

Level 2: Quoted prices for identical investments in markets that are not active. Fair values are primarily obtained from third party pricing services for identical comparable assets.

The market approach was used to determine the value of securities.

c. The Town's investments subject to credit risk had average ratings by Standard & Poor's as follows:

Type of Investment	Ratings		
	AAA	Unrated	Total
Mutual funds			
Money market	\$ 799,268	\$ -	\$ 799,268
Bond	-	7,283,990	7,283,990
Pooled fixed income	5,691,820	-	5,691,820
U.S. government agency obligations	<u>958,317</u>	<u>-</u>	<u>958,317</u>
Total	<u>\$ 7,449,405</u>	<u>\$ 7,283,990</u>	<u>\$ 14,733,395</u>

Town of Monroe, Connecticut

Notes to Financial Statements
As of and for the Year Ended June 30, 2022

A. Cash and investments (continued)

- d. Certain investments are covered by the Securities Investor Protection Corporation ("SIPC") up to \$500,000, including \$250,000 of cash from sale or for purchase of investments, but not cash held solely for the purpose of earning interest. SIPC protects securities such as notes, stocks, debentures, certificates of deposit and money funds.

The following Town investments are held by the counterparty's trust department or agent but not in the Town's name and, therefore, are subject to custodial credit risk:

	<u>Total</u>	<u>Less Insured Amounts</u>	<u>Amount Subject to Custodial Credit Risk</u>
U.S. government agency obligations	<u>\$ 958,317</u>	<u>\$ 500,000</u>	<u>\$ 458,317</u>

B. Receivables

1. Receivable balances have been disaggregated by type and presented separately in the financial statements. Only receivables with allowances for uncollectible accounts, including the applicable allowances for uncollectible accounts, are presented below:

	<u>Property Taxes</u>		
	<u>Taxes</u>	<u>Interest and lien fees</u>	<u>Total</u>
Current portion	<u>\$ 807,958</u>	<u>\$ 221,559</u>	<u>\$ 1,029,517</u>
Long-term portion	634,824	124,627	759,451
Less allowance for uncollectibles	<u>(100,500)</u>	<u>(36,500)</u>	<u>(137,000)</u>
Net long-term portion	<u>534,324</u>	<u>88,127</u>	<u>622,451</u>
Totals	<u>\$ 1,342,282</u>	<u>\$ 309,686</u>	<u>\$ 1,651,968</u>
	<u>EMS Accounts</u>	<u>Police Private Duty</u>	<u>CDBG Loans</u>
Current portion	<u>\$ 111,045</u>	<u>\$ 346,387</u>	<u>\$ -</u>
Long-term portion	379,835	18,200	143,430
Less allowance for uncollectibles	<u>(379,835)</u>	<u>(18,200)</u>	<u>(3,800)</u>
Net long-term portion	<u>\$ -</u>	<u>\$ -</u>	<u>\$ 139,630</u>

Town of Monroe, Connecticut
Notes to Financial Statements
As of and for the Year Ended June 30, 2022

B. Receivables (continued)

2. Leases receivable

Description	Lease Receivable	Deferred Inflows of Resources	Lease Revenue	Lease Interest Revenue
Cell Tower	\$ 3,159,091	<u>\$ 3,066,526</u>	<u>\$ 92,925</u>	<u>\$ 46,760</u>
Less: current portion	<u>(2,922)</u>			
Long-term portion	<u>\$ 3,156,169</u>			

Description	Lease Agreement Terms
Cell tower	The Town (as lessor) entered into a five-year lease agreement for the right to use a tract of land. The lease agreement includes seven five-year renewal terms. Based on this agreement, the Town is receiving monthly payments through June 2055.

C. Interfund accounts

1. Interfund payables and receivables

A summary of interfund balances is as follows:

	Corresponding Fund	Due From	Due To
General fund			
Capital reserve fund	N/A	\$ -	\$ 7,076,918
Other governmental funds	N/A	1,206,804	5,042,548
Internal service funds	N/A	<u>-</u>	<u>468,233</u>
Total general fund		<u>1,206,804</u>	<u>12,587,699</u>
Capital reserve fund	General Fund	<u>7,076,918</u>	<u>-</u>

Town of Monroe, Connecticut
Notes to Financial Statements
As of and for the Year Ended June 30, 2022

C. Interfund accounts (continued)

	Corresponding Fund	Due From	Due To
Other governmental funds			
Special revenue funds			
Library grants	General Fund	\$ 10,263	\$ -
Wheeler library	General Fund	51,840	-
School cafeteria	General Fund	11,485	-
Education grants	General Fund	51,735	-
Education programs	General Fund	458,592	-
Police grants	General Fund	12,043	-
Police private duty	General Fund	1,425,294	-
Recreation programs	General Fund	607,790	-
Senior center grant and programs	General Fund	155,035	-
Town grants and programs	General Fund	516,533	61,218
Town road grants	General Fund	1,275,649	-
Waste disposal	General Fund	69,109	-
Cornelia Rogers	General Fund	42,264	-
Total special revenue funds		4,687,632	61,218
Capital project funds			
Plan of conservation and development	General Fund	20,183	-
Local capital improvements	General Fund	139,312	-
Reconstruction of Pepper Street	General Fund	-	1,145,586
Police department renovation	General Fund	104,771	-
Education capital reserve	General Fund	90,650	-
Total capital projects		354,916	1,145,586
Total other governmental funds		5,042,548	1,206,804
Internal service funds			
Heart and hypertension	General Fund	468,233	-
Total		\$13,794,503	\$13,794,503

All interfund balances resulted from the time lag between the dates payments occurred between funds for interfund goods, payroll and services provided or in instances where certain funds do not have a cash account.

Town of Monroe, Connecticut
Notes to Financial Statements
As of and for the Year Ended June 30, 2022

C. Interfund accounts (continued)

2. Interfund transfers

A summary of interfund transfers for the fiscal year is as follows:

	Corresponding Fund	Transfers In	Transfers Out
General Fund			
Capital Reserve Fund	N/A	\$ 422,272	\$ 410,000
Other Governmental Funds	N/A	-	20,739
Total General Fund		422,272	430,739
Capital Reserve Fund			
General Fund	N/A	410,000	422,272
Other Governmental Funds	N/A	72,500	-
Total Capital Reserve Fund		482,500	422,272
Other Governmental Funds			
Special Revenue Funds			
Town Grants and Programs	General Fund	20,739	-
Local Capital Improvements	Capital Reserve Fund	-	72,500
Total Other Governmental Funds		20,739	72,500
Total		\$ 925,511	\$ 925,511

Transfers are used to move budgeted appropriations from the general fund for funding of the capital nonrecurring fund and various programs and activities in other funds.

Town of Monroe, Connecticut

Notes to Financial Statements
As of and for the Year Ended June 30, 2022**D. Capital assets**

Capital asset activity for the fiscal year was as follows:

	Balance July 1, 2021 <i>(as restated)</i>	Increases	Decreases	Balance June 30, 2022
Capital assets, not being depreciated/amortized:				
Land	\$ 14,788,616	\$ -	\$ -	\$ 14,788,616
Construction in progress	4,673,802	4,911,549	518,519	9,066,832
Total capital assets, not being depreciated/amortized	<u>19,462,418</u>	<u>4,911,549</u>	<u>518,519</u>	<u>23,855,448</u>
Capital assets, being depreciated/amortized:				
Land improvements	5,120,963	144,879	-	5,265,842
Buildings and systems	107,004,106	496,083	-	107,500,189
Right-to-use leased buildings	382,667	30,658	-	413,325
Machinery and equipment	10,359,973	854,642	-	11,214,615
Right-to-use leased equipment	91,297	-	-	91,297
Vehicles	16,461,343	215,604	626,320	16,050,627
Infrastructure	75,707,475	980,212	-	76,687,687
Total capital assets, being depreciated/amortized	<u>215,127,824</u>	<u>2,722,078</u>	<u>626,320</u>	<u>217,223,582</u>
Total capital assets	<u>234,590,242</u>	<u>7,633,627</u>	<u>1,144,839</u>	<u>241,079,030</u>
Less accumulated depreciation/amortization for:				
Land improvements	2,601,557	320,268	-	2,921,825
Buildings and systems	63,377,596	2,669,345	-	66,046,941
Right-to-use leased buildings	-	62,162	-	62,162
Machinery and equipment	7,564,603	671,435	-	8,236,038
Right-to-use leased equipment	-	21,603	-	21,603
Vehicles	9,791,152	924,964	626,320	10,089,796
Infrastructure	61,632,134	1,044,216	-	62,676,350
Total accumulated depreciation/amortization	<u>144,967,042</u>	<u>5,713,993</u>	<u>626,320</u>	<u>150,054,715</u>
Total capital assets, being depreciated/amortized, net	<u>70,160,782</u>	<u>(2,991,915)</u>	<u>-</u>	<u>67,168,867</u>
Capital assets, net	<u>\$ 89,623,200</u>	<u>\$ 1,919,634</u>	<u>\$ 518,519</u>	<u>\$ 91,024,315</u>

Town of Monroe, Connecticut

Notes to Financial Statements
As of and for the Year Ended June 30, 2022

D. Capital assets (continued)

Depreciation/amortization expense was charged to functions/programs of the Town as follows:

General government	\$ 211,943
Public safety	940,075
Public works	1,413,903
Culture and recreation	463,393
Education	<u>2,684,679</u>
Total depreciation/amortization expense	<u><u>\$ 5,713,993</u></u>

E. Construction commitments

The Town has the following construction commitments:

Monroe EMS	\$ 1,759,078
Pepper St Reconstruction	<u>2,706,885</u>
Total	<u><u>\$ 4,465,963</u></u>

Town of Monroe, Connecticut
Notes to Financial Statements
As of and for the Year Ended June 30, 2022

F. Changes in long-term liabilities

General obligation bonds, equipment financing notes and leases are direct borrowings and pledge the full faith and credit of the Town.

1. Summary of changes

The following is a summary of changes in long-term liabilities during the fiscal year:

Description	Original Amount	Year of Issue	Date of Maturity	Interest Rate	Balance July 1, 2021 <i>(as restated)</i>	Additions	Deductions	Balance June 30, 2022	Current Portion	Long-Term Portion
Bonds:										
General purpose:										
General obligation (taxable)	\$ 75,000	2012	05/15/22	2.375-3.50%	\$ 10,000	\$ -	\$ 10,000	\$ -	\$ -	\$ -
General obligation	810,000	2016	07/01/26	1.50-4.00%	480,000	-	80,000	400,000	80,000	320,000
Refunding bonds	6,490,000	2016	09/15/28	2.00-4.00%	3,830,000	-	705,000	3,125,000	580,000	2,545,000
General obligation	5,435,000	2018	06/15/28	3.00-5.00%	3,800,000	-	545,000	3,255,000	545,000	2,710,000
Refunding bonds	2,958,000	2018	04/01/26	3.00-5.00%	1,935,000	-	332,000	1,603,000	471,000	1,132,000
General obligation	2,315,000	2019	05/01/30	4.00-5.00%	2,080,000	-	235,000	1,845,000	235,000	1,610,000
Refunding bonds	2,251,000	2019	05/01/24	4.00-5.00%	1,090,000	-	598,000	492,000	248,000	244,000
Refunding bonds	2,003,000	2020	04/15/30	4.00-5.00%	1,874,000	-	192,000	1,682,000	194,000	1,488,000
General obligation	9,815,000	2022	11/15/41	2.00-4.00%	-	9,815,000	-	9,815,000	785,000	9,030,000
Total general purpose	32,152,000				15,099,000	9,815,000	2,697,000	22,217,000	3,138,000	19,079,000
School bonds:										
General obligation (taxable)	385,000	2012	05/15/22	2.375-3.50%	45,000	-	45,000	-	-	-
General obligation	1,800,000	2016	07/01/26	1.50-4.00%	1,080,000	-	180,000	900,000	180,000	720,000
Refunding bonds	730,000	2016	09/15/28	2.00-4.00%	720,000	-	-	720,000	110,000	610,000
General obligation	2,650,000	2018	06/15/28	3.00-5.00%	1,855,000	-	265,000	1,590,000	265,000	1,325,000
Refunding bonds	4,082,000	2018	04/01/26	3.00-5.00%	2,670,000	-	458,000	2,212,000	649,000	1,563,000
Refunding bonds	4,289,000	2019	05/01/24	4.00-5.00%	2,145,000	-	1,157,000	988,000	482,000	506,000
Refunding bonds	1,812,000	2020	04/15/30	4.00-5.00%	1,696,000	-	173,000	1,523,000	176,000	1,347,000
Total school bonds	15,748,000				10,211,000	-	2,278,000	7,933,000	1,862,000	6,071,000
Total bonds	47,900,000				25,310,000	9,815,000	4,975,000	30,150,000	5,000,000	25,150,000

Town of Monroe, Connecticut
Notes to Financial Statements
As of and for the Year Ended June 30, 2022

F. Changes in long-term liabilities (continued)

Description	Original Amount	Year of Issue	Date of Maturity	Interest Rate	Balance July 1, 2021 <i>(as restated)</i>	Additions	Deductions	Balance June 30, 2022	Current Portion	Long-Term Portion
<i>Notes (direct borrowings):</i>										
Energy financing notes	\$ 2,747,787	2013	06/26/23	1.82%	\$ 592,686	\$ -	\$ 293,484	\$ 299,202	\$ 299,202	\$ -
Copiers	317,240	2021	06/30/25	2.75%	250,304	-	60,053	190,251	61,704	128,547
Total notes	<u>3,065,027</u>				<u>842,990</u>	<u>-</u>	<u>353,537</u>	<u>489,453</u>	<u>360,906</u>	<u>128,547</u>
Total bonds/notes	<u>\$ 50,965,027</u>				26,152,990	9,815,000	5,328,537	30,639,453	5,360,906	25,278,547
Premium					<u>1,534,059</u>	<u>917,833</u>	<u>262,077</u>	<u>2,189,815</u>	<u>-</u>	<u>2,189,815</u>
Total bonds/notes and related liabilities					<u>27,687,049</u>	<u>10,732,833</u>	<u>5,590,614</u>	<u>32,829,268</u>	<u>5,360,906</u>	<u>27,468,362</u>
Leases					473,964	30,658	63,267	441,355	72,895	368,460
Compensated absences					1,825,816	521,577	519,854	1,827,539	365,508	1,462,031
Special termination benefits					6,580,979	434,696	436,494	6,579,181	1,267,132	5,312,049
Claims payable					155,500	-	97,000	58,500	58,500	-
Heart and hypertension claims payable					410,747	24,835	60,824	374,758	47,508	327,250
Landfill closure and post closure					1,726,175	91,950	-	1,818,125	-	1,818,125
Net pension liability					6,460,938	7,849,814	5,861,187	8,449,565	-	8,449,565
Net OPEB liability					<u>16,062,524</u>	<u>1,378,759</u>	<u>3,201,118</u>	<u>14,240,165</u>	<u>-</u>	<u>14,240,165</u>
Total long-term liabilities					<u>\$ 61,383,692</u>	<u>\$ 21,065,122</u>	<u>\$ 15,830,358</u>	<u>\$ 66,618,456</u>	<u>\$ 7,172,449</u>	<u>\$ 59,446,007</u>

All long-term liabilities are generally liquidated by the general fund.

Town of Monroe, Connecticut

Notes to Financial Statements
As of and for the Year Ended June 30, 2022

F. Changes in long-term liabilities (continued)

The following is a summary of principal and interest amounts of bond and note maturities:

Year Ended June 30,	Bond Principal	Note Principal	Total Interest
2023	\$ 5,000,000	\$ 360,906	\$ 1,087,772
2024	5,060,000	63,401	858,610
2025	4,355,000	65,146	654,266
2026	3,635,000	-	498,900
2027	3,015,000	-	369,150
2028	2,420,000	-	267,000
2029	1,630,000	-	174,600
2030	1,435,000	-	117,775
2031	775,000	-	68,125
2032	775,000	-	48,750
2033	205,000	-	38,950
2034	205,000	-	34,850
2035	205,000	-	30,750
2036	205,000	-	26,650
2037	205,000	-	22,550
2038	205,000	-	18,450
2039	205,000	-	14,350
2040	205,000	-	10,250
2041	205,000	-	6,150
2042	205,000	-	2,050
Total	<u>\$ 30,150,000</u>	<u>\$ 489,453</u>	<u>\$ 4,349,948</u>

2. Assets pledged as collateral

The Town's outstanding financing notes of \$489,453 are secured with collateral of the equipment purchased.

3. Statutory debt limitations

The Town's indebtedness does not exceed the legal debt limitations as required by Connecticut General Statutes as reflected in the following schedule:

Category	Debit Limit	Net Indebtedness	Balance
General purpose	\$ 178,325,251	\$ 22,217,000	\$ 156,108,251
Schools	356,650,502	7,933,000	348,717,502
Sewer	297,208,751	-	297,208,751
Urban renewal	257,580,918	-	257,580,918
Pension deficit	237,767,001	-	237,767,001

Town of Monroe, Connecticut

Notes to Financial Statements
As of and for the Year Ended June 30, 2022

F. Changes in long-term liabilities (continued)

The total overall statutory debt limit for the Town is equal to seven times annual receipts from prior year taxation, \$554,789,669.

The indebtedness reflected above includes bonds outstanding in addition to the amount of bonds authorized and unissued against which bond anticipation notes are issued and outstanding.

4. Authorized/unissued bonds

The amount of authorized, unissued bonds are as follows:

General purpose	\$ 5,358,000
Schools	<u>831,466</u>
Total	<u>\$ 6,189,466</u>

5. Landfill closure and post-closure care costs

State and Federal laws and regulations require that the Town place a cover on its landfill site when it stops accepting waste and to perform certain maintenance and monitoring functions at the landfill site for 30 years after closure. The cost of landfill closure and post closure care is allocated based on landfill capacity used to date which is 100%. The landfill has been converted to a transfer station facility for residents.

The Town currently has no plans to close the landfill. The estimated total current costs of landfill closure is \$1,218,125, which is based on what it would cost to perform all closure at 2022 prices with a third party performing the closure work.

Estimated total current costs of landfill post-closure care is \$600,000, which is based on the amount estimated to be paid for all equipment, facilities and services required to monitor and maintain the landfill. However, the actual cost of closure and monitoring and other post-closure care may be higher due to inflation, deflation, changes in technology or changes in landfill laws and regulations.

6. Claims and judgments

The Town, its officers and employees, are defendants in numerous lawsuits. Based upon consultation with legal counsel, the Town’s management estimates that potential claims against the Town resulting from such litigation would not materially affect the financial position of the Town. The Town has recorded \$58,500, the settlement costs for claims relating to lawsuits.

Town of Monroe, Connecticut

Notes to Financial Statements
As of and for the Year Ended June 30, 2022

F. Changes in long-term liabilities (continued)

7. Leases

Lease agreements are summarized as follows:

Description	Date	Lease Term* (years)	Interest Rate**	Original Amount*	Balance June 30, 2022
Town postage machine	1/22/2021	5	2.75%	\$ 36,858	\$ 29,484
Education postage machine	1/31/2020	4	2.75%	14,052	10,441
Radio equipment	12/18/2019	4	2.75%	40,388	30,698
Cell tower - NY	4/1/2022	5	2.75%	27,501	27,501
Cell tower - CT	6/14/2022	2	2.75%	3,157	1,624
WMNR building	1/9/2018	7	2.75%	382,666	341,607
Total				<u>\$ 504,622</u>	<u>\$ 441,355</u>

*As of GASB No. 87 implementation date of July 1, 2021.

**All interest rates have been imputed based on the estimated incremental borrowing rate as there were no interest rates specified in the lease agreement.

Description	Lease Agreement Terms
Town postage machine	The lease is not renewable and the Town will not acquire the equipment at the end of the term.
Education postage machine	The lease is not renewable and the Town will not acquire the equipment at the end of the term.
Radio equipment	The lease is not renewable and the Town will not acquire the equipment at the end of the term. The lease agreement includes maintenance fees which have not been included in the lease liability calculation.
Cell tower - NY	The lease includes five additional five-year renewal terms that the Town is not reasonably certain of using, therefore, the lease term has been calculated as the base term (the noncancellable period). The lease agreement includes a separate cost reimbursement payment which has not been included in the base rent or lease liability calculation.
Cell tower - CT	The lease term includes one additional one-year renewal term that the Town anticipates renewing. The lease payment will be increased 3%.
WMNR building	The lease term includes one five-year additional term that the Town anticipates renewing. The lease payments are increased each year based on the CPI increase.

Town of Monroe, Connecticut

Notes to Financial Statements
As of and for the Year Ended June 30, 2022

F. Changes in long-term liabilities (continued)

The following is a summary of principal and interest payments to maturity:

Year Ending June 30	Principal	Interest
2023	\$ 72,895	\$ 12,137
2024	77,996	10,133
2025	83,146	7,988
2026	73,794	5,701
2027	72,901	3,672
2028	60,623	1,667
Totals	<u>\$ 441,355</u>	<u>\$ 41,298</u>

G. Fund balances and restricted net position

Fund balances are composed of the following:

Fund Balance Component	General Fund	Capital Reserve Fund	Other Governmental Funds	Total
Restricted:				
Town programs	\$ -	\$ -	\$ 377,728	\$ 377,728
COVID-19 relief	73,339	-	-	73,339
Housing rehabilitation	-	-	219,960	219,960
Town clerk fees *	-	-	119,984	119,984
Public safety programs	-	-	55,248	55,248
Public works	-	-	820,147	820,147
Senior center programs	371,509	-	-	371,509
Library programs	-	-	60,775	60,775
Cornelia Rogers	-	-	42,264	42,264
School lunch programs *	-	-	430,622	430,622
Construction projects	-	1,759,078	2,706,885	4,465,963
Total restricted	<u>444,848</u>	<u>1,759,078</u>	<u>4,833,613</u>	<u>7,037,539</u>

Town of Monroe, Connecticut

Notes to Financial Statements
As of and for the Year Ended June 30, 2022

G. Fund balances and restricted net position (continued)

Fund Balance Component	General Fund	Capital Reserve Fund	Other Governmental Funds	Total
Committed:				
Legal purposes	\$ 112,815	\$ -	\$ -	\$ 112,815
Special education	1,000,000	-	-	1,000,000
Emergency disaster relief	500,000	-	-	500,000
Public safety programs	-	-	1,735,629	1,735,629
Public works programs	-	-	36,766	36,766
Culture and recreation programs	-	-	1,543,568	1,543,568
School activity	-	-	263,091	263,091
Education programs	-	-	456,825	456,825
Capital projects	-	4,288,937	185,456	4,474,393
Total committed	<u>1,612,815</u>	<u>4,288,937</u>	<u>4,221,335</u>	<u>10,123,087</u>
Assigned:				
Subsequent year's budget	810,000	-	-	810,000
Unallocated capital projects	-	21,433	10,650	32,083
Total assigned	<u>810,000</u>	<u>21,433</u>	<u>10,650</u>	<u>842,083</u>
Unassigned	<u>20,403,864</u>	<u>-</u>	<u>(3,120,500)</u>	<u>17,283,364</u>
Total	<u>\$ 23,271,527</u>	<u>\$ 6,069,448</u>	<u>\$ 5,945,098</u>	<u>\$ 35,286,073</u>
*The amount of restricted net position, which was restricted by enabling legislation, totaled				<u>\$ 550,606</u>

H. Deficit fund balances

The Town had a deficit fund balance in the Reconstruction of Pepper Street Fund of \$410,265 and a deficit fund balance in the Police Grants fund of \$3,350. These deficits will be eliminated by future grant revenues and general fund transfers.

Town of Monroe, Connecticut
Notes to Financial Statements
As of and for the Year Ended June 30, 2022

IV. Other information**A. Risk management**

The Town is exposed to various risks of loss including torts, theft of, damage to and destruction of assets; errors or omissions; injuries to employees and natural disasters. The Town obtains commercial insurance for these risks. Additionally, insurance coverage has been purchased to limit the Town's liability for worker's compensation, general liability and medical claims. Settled claims have not exceeded commercial coverage in any of the past three years, and there has not been any significant reductions in insurance coverage from amounts held in prior years.

The Town is a member in Connecticut Interlocal Risk Management Association ("CIRMA"). CIRMA is a public entity risk pool established under the provisions of the Connecticut General Statutes Section 7-479a et. seq. The Town is liable only for contributions to the pool. Members do not retain the risk of loss, as they have transferred the risk by purchasing pool coverage with no deductible retention. A separate agreement limits the member's obligation to pay indemnification obligations and expenses should CIRMA be unable to do so.

The Town is a member of CIRMA's Liability-Automobile-Property Pool, a risk sharing pool. The Town paid CIRMA for provisions of general liability, automobile liability, employee benefit liability, law enforcement liability, public officials and property coverage. The premium is subject to these coverages and claims and expense payments falling within the deductible amounts are the responsibility of the Town. CIRMA's Liability-Automobile-Property Pool retains \$1,000,000 per occurrence for each line of liability coverage.

The Town is also a member of CIRMA's Workers' Compensation Pool, a risk sharing pool. The Workers' Compensation Pool provides statutory benefits pursuant to the provisions of the Connecticut Workers' Compensation Act. The coverage is subject to an insured loss retrospective rating plan and losses incurred in the coverage period will be evaluated at 18, 30 and 42 months after the effective date of coverage. The premium is subject to a payroll audit at the close of the coverage period. CIRMA's Workers' Compensation Pool retains \$1,000,000 per occurrence and purchases reinsurance above that amount to the limit of liability of \$10,000,000 per occurrence.

By Statute, the Town is self-insured for claims under C.G.S. 7-433c, the Heart and Hypertension Act. The death benefits liability is adjusted annually to reflect cost of living increases. The present value of benefits was computed at an assumed rate of return of three percent. The plan is funded monthly by budget appropriations.

The Town utilizes a risk management fund (the Internal Service Fund) to account for and finance its uninsured risks of loss for heart and hypertension claims. The fund records all claim expenditures and liabilities when it is probable that a loss has occurred and the amount of that loss can be reasonably estimated. The Internal Service Fund is funded by the General Fund based on estimated cost of claim payments based on employee census, historical cost estimates of the amounts needed to pay prior and current year claims and administration. Claims liabilities include an estimate of claims incurred but not reported and are the Town's best estimate based on available information.

Town of Monroe, Connecticut
Notes to Financial Statements
As of and for the Year Ended June 30, 2022

A. Risk management (continued)

The Town records all claim expenditures and liabilities when it is probable that a loss has occurred and the amount of that loss can be reasonably estimated in the government-wide statements. The claims liability reported is based upon accounting principles which require that a liability for estimated claims incurred but not reported be accrued. The amount of claim accrual is based on the ultimate costs of settling the claim, which include past experience data, inflation and other future economic and social factors and incremental claim adjustment expenses, net of estimated subrogation recoveries. The claim accrual does not include other allocated or unallocated claims adjustment expenses.

	Claims Payable July 1	Current Year Claims and Changes in Estimates	Claims Paid	Claims Payable June 30	Current Portion	Long-Term Portion
<u>Heart and Hypertension</u>						
2020-2021	\$ 285,245	\$ 185,657	\$ 60,155	\$ 410,747	\$ 47,990	\$ 362,757
2021-2022	410,747	24,835	60,824	374,758	47,508	327,250

B. Commitments and litigation

Amounts received or receivable from Federal and State grantor agencies are subject to audit and adjustment by grantor agencies. Any disallowed claims, including amounts already collected, may constitute a liability of the applicable funds. The amount, if any, of expenditures which may be disallowed by the grantor cannot be determined at this time, although the Town expects such amounts, if any, to be immaterial.

The Town is a defendant in various lawsuits and the outcome of these lawsuits is not presently determinable. The resolution of these matters are not expected to have a material adverse effect on the financial condition of the Town.

V. Pensions and other post-employment benefit plans

A. Pension plans

1. Plan description

a. Plan administration

The Town is the administrator of a single employer public employee retirement system ("Plan"), the Town of Monroe Retirement Income Plan, established and administered by the Town to provide pension benefits for its general government and Board of Education employees (excluding teachers covered under the Connecticut State Teachers' Retirement System ("TRS")). The Plan is considered to be part of the Town of Monroe financial reporting entity and is included in the Town's financial statement as a pension trust fund. A separate stand-alone financial report is not issued. The Plan is administered by the Pension Committee ("Committee"), which is a subcommittee of the Town Council.

Town of Monroe, Connecticut

Notes to Financial Statements
As of and for the Year Ended June 30, 2022

A. Pension plans (continued)

The Plan provides retirement benefits through a single employer contributory defined benefit plan. Members include substantially all Town and Board of Education employees, except for police department employees and teachers.

Benefit and contributions are established by the Town, via negotiated contracts, and may be amended only by the approval of the Town Council, and as agreed upon with the appropriate bargaining unit.

The Plan is closed to all new hires in the Town employee groups and Education nurse group.

b. Plan membership

As of July 1, 2020, the membership in the plan is comprised of the following:

	<u>Town</u>	<u>Education</u>
Active members	55	75
Terminated employees entitled to benefits	32	36
Retirees, disabled employees, and beneficiaries receiving benefits	<u>46</u>	<u>61</u>
Total	<u>133</u>	<u>172</u>

2. Benefit provisions

	<u>Town</u>	<u>Education</u>
Normal retirement	Age 65	Age 65
Service requirement	5 years	5 years
Benefit calculation	Highway employees: 1.625% of final average compensation per year of service to a maximum of 35 years	1.75% of final average compensation per year of service to a maximum of 35 years
	Clerical and non-union: 1.75% of final average compensation per year of service to a maximum of 35 years. Supplemental benefit for employees hired prior to July 1, 2015 of \$200 per month payable for the life of retiree	
	Supervisors: 1.75% of final average compensation per year of service to a maximum of 35 years	

Town of Monroe, Connecticut
Notes to Financial Statements
As of and for the Year Ended June 30, 2022

A. Pension plans (continued)

	Town	Education
Final average compensation	Average annual rate of pay earned during the highest 5 consecutive years out of the last 10 years	Average annual rate of pay earned during the highest 5 consecutive years out of the last 10 years
Early retirement age	55	55
Early retirement service requirement	15 years	15 years
Early retirement amount	Normal accrued benefit, reduced by 0.6% for the first 60 months and 0.3% for the remaining number of months before age 65	Normal accrued benefit, reduced by 0.6% for the first 60 months and 0.3% for the remaining number of months before age 65
Vesting - age	None	None
Vesting - service	5 years	5 years
Vesting - amount	100% of accrued benefit	100% of accrued benefit
Pre-retirement death benefit amount	100% of employee benefit who is eligible for normal or early retirement and married for 12 months	100% of employee benefit who is eligible for normal or early retirement and married for 12 months
Post-retirement death benefit amount	Lump sum: 100% of contributions plus interest made by the employee, less total benefits paid	Lump sum: 100% of contributions plus interest made by the employee, less total benefits paid
Cost of living increases	None	None

3. Contributions

Employee contributions as a percentage of their pensionable wages are as follows:

Town	
Highway employees	3.00%
Clerical and non-union employees	3.85%
Supplemental benefit	1.00%
Supervisors	3.85%
Education	4.75%

Town of Monroe, Connecticut
Notes to Financial Statements
As of and for the Year Ended June 30, 2022

A. Pension plans (continued)

The Town is required to contribute the remaining amounts as determined by actuarial valuations.

The Town's average contribution rate of covered payroll was

Town	7.34%
Education	7.95%

4. Investments**a. Investment policy**

The pension plan's policy in regard to the allocation of invested assets is established and may be amended by the Committee by a majority vote of its members. It is the policy of the Town's Committee to pursue an investment strategy that reduces risk through the prudent diversification of the portfolio across a broad selection of distinct asset classes.

The following is the Committee's adopted asset allocation policy for the plans:

<u>Asset Class</u>	<u>Target Allocation</u>
Vanguard 500 Index Fund Adm	20.50%
Lazard International Equity R6	10.00%
Touchstone International Equity Fund Inst	10.00%
PGIM Total Return Bond R6	10.00%
BlackRock Total Return K	10.00%
Harding Loevner Emerging Markets Instl	7.50%
Diamond Hill Small-Mid Cap Y	6.00%
Easton Vance Atlanta Capital SMID Instl	6.00%
Vanguard Value Index Adm	5.00%
Principal Diversified Rreal Asset R6	5.00%
JP Morgan Strategic Income Opp R6	5.00%
Brandywine GLOBAL Opportunitites Instl	5.00%
Wells Fargo Govt MM Fund	0.00%
Total	<u>100.00%</u>

Town of Monroe, Connecticut

Notes to Financial Statements
As of and for the Year Ended June 30, 2022

A. Pension plans (continued)

b. Concentrations

There were no investments in any one organization that represented 5.00% or more of the pension plan’s net position.

c. Rate of return

The long-term expected rate of return on pension plan investments was determined using a building-block method in which best-estimate ranges of expected future real rates of return (expected returns, net of pension plan investment expense and inflation) are developed for each major asset class. These ranges are combined to produce the long-term expected rate of return by weighting the expected future real rates of return by the target asset allocation percentage and by adding expected inflation. Best estimates of arithmetic real rates of return for each major asset class included in the pension plan’s target asset allocation (see the discussion of the pension plan’s investment policy) are as follows:

Asset Class	Long-Term Expected Real Rate of Return
Vanguard 500 Index Fund Adm	4.75%
Lazard International Equity R6	5.45%
Touchstone International Equity Fund Inst	5.45%
PGIM Total Return Bond R6	1.45%
BlackRock Total Return K	1.45%
Harding Loevner Emerging Markets Instl	6.25%
Diamond Hill Small-Mid Cap Y	5.15%
Easton Vance Atlanta Capital SMID Instl	5.15%
Vanguard Value Index Adm	4.75%
Principal Diversified Rreal Asset R6	3.15%
JP Morgan Strategic Income Opp R6	2.20%
Brandywine GLOBAL Opportunitites Instl	1.65%
Wells Fargo Govt MM Fund	0.25%
Long-term expected nominal return	6.45%

d. Annual money-weighted rate of return

The annual money-weighted rate of return on pension plan investments, net of pension plan investment expense, was as follows:

	Town	Education
Rate of return	(13.70%)	(13.70%)

The money-weighted rate of return expresses investment performance, net of investment expense, adjusted for the changing amounts actually invested.

Town of Monroe, Connecticut
Notes to Financial Statements
As of and for the Year Ended June 30, 2022

A. Pension plans (continued)

5. Net pension liability

The components of the net pension liability were as follows:

	Town	Education
Total pension liability	\$ 15,276,844	\$ 15,756,776
Plan fiduciary net position	13,365,851	13,277,076
Net pension liability	\$ 1,910,993	\$ 2,479,700
Plan fiduciary net position as a percentage of the total pension liability	87.49%	84.26%

6. Actuarial methods and significant assumptions

The net pension liability was determined using the following actuarial assumptions applied to all periods included in the measurement.

	Town	Education
Valuation date	July 1, 2020	July 1, 2020
Investment rate of return	6.75%	6.75%
Inflation rate	2.40%	2.40%
Projected salary increases	3.40%	3.40%
Actuarial cost method	Entry age normal	Entry age normal
Amortization method	Level percentage of salary	Level percentage of salary
Mortality table	Pub-2010 Public Retirement Plans Amount-Weighted Mortality tables projected to valuation date with Scale MP-2020	Pub-2010(B) Public Retirement Plans Below Median Amount-Weighted Mortality Tables projected to the valuation date with Scale MP-2020

7. Changes from prior year

a. Changes in assumptions

There were no assumption changes during the year.

b. Changes in benefit terms

There were no benefit changes during the year.

Town of Monroe, Connecticut

Notes to Financial Statements
As of and for the Year Ended June 30, 2022

A. Pension plans (continued)**8. Discount rate**

The discount rate used to measure the total pension liability was 6.75%.

The projection of cash flows used to determine the discount rate assumed that plan member contributions will be made at the current contribution rate and that Town contributions will be made at rates equal to the difference between actuarially determined contribution rates and the member rate. Based on those assumptions, the pension plan's projected fiduciary net position will be sufficient to cover projected benefit payments and administrative expenses indefinitely. Therefore, the long-term expected rate of return on pension plan investments was used to discount plan liabilities.

9. Changes in the net pension liability (asset)

The Town's net pension liability (asset) was measured at June 30, 2022, and the total pension liability used to calculate the net pension liability (asset) was determined by an actuarial valuation as of July 1, 2020. The changes in net pension liability (asset) were as follows:

Town Plan	Increase (Decrease)		
	Total Pension Liability (a)	Plan Fiduciary Net Position (b)	Net Pension Liability (Asset) (a) - (b)
Balance at July 1, 2021	\$ 14,665,772	\$ 15,799,845	\$ (1,134,073)
Service cost	307,957	-	307,957
Interest	987,990	-	987,990
Contributions - employer	-	285,000	(285,000)
Contributions - member	-	117,726	(117,726)
Net investment income (loss)	-	(2,133,616)	2,133,616
Benefit payments, including refunds of member contributions	(684,875)	(684,875)	-
Administration expenses	-	(18,229)	18,229
Net change	611,072	(2,433,994)	3,045,066
Balance at June 30, 2022	<u>\$ 15,276,844</u>	<u>\$ 13,365,851</u>	<u>\$ 1,910,993</u>

Town of Monroe, Connecticut

Notes to Financial Statements
As of and for the Year Ended June 30, 2022

A. Pension plans (continued)

Education Plan	Increase (Decrease)		
	Total Pension Liability (a)	Plan Fiduciary Net Position (b)	Net Pension Liability (Asset) (a) - (b)
Balance at July 1, 2021	\$ 15,110,052	\$ 15,572,167	\$ (462,115)
Service cost	396,518	-	396,518
Interest	1,021,101	-	1,021,101
Contributions - employer	-	375,000	(375,000)
Contributions - member	-	222,876	(222,876)
Net investment income (loss)	-	(2,099,675)	2,099,675
Benefit payments, including refunds of member contributions	(770,895)	(770,895)	-
Administration expenses	-	(22,397)	22,397
Net change	646,724	(2,295,091)	2,941,815
Balance at June 30, 2022	\$ 15,756,776	\$ 13,277,076	\$ 2,479,700

10. Sensitivity of the net pension liability to changes in the discount rate

The following presents the net pension liability, calculated using the discount rate as well as what the Town's net pension liability would be if it were calculated using a discount rate that is 1-percentage point lower or 1-percentage point higher than the current rate:

Net pension liability	Current Rate	1% Decrease	Current Discount Rate	1% Increase
Town	6.75%	\$ 3,546,234	\$ 1,910,993	\$ 481,217
Education	6.75%	\$ 4,251,681	\$ 2,479,700	\$ 953,384

11. Pension expense and deferred outflows and inflows of resources

The Town recognized pension expense of \$336,183 for the Town and \$211,116 for the Education Plans.

Town of Monroe, Connecticut

Notes to Financial Statements
As of and for the Year Ended June 30, 2022

A. Pension plans (continued)

The Town reported deferred outflows of resources and deferred inflows of resources related to pensions from the following sources:

<u>Town Plan</u>	<u>Deferred Outflows of Resources</u>	<u>Deferred Inflows of Resources</u>	<u>Net</u>
Differences between expected and actual experience	\$ -	\$ 208,731	\$ (208,731)
Changes in assumptions	198,558	17,598	180,960
Net difference between projected and actual earnings on pension plan investments	<u>1,335,919</u>	<u>-</u>	<u>1,335,919</u>
Total amount of deferred outflows/inflows	<u>\$ 1,534,477</u>	<u>\$ 226,329</u>	<u>\$ 1,308,148</u>
<u>Education Plan</u>	<u>Deferred Outflows of Resources</u>	<u>Deferred Inflows of Resources</u>	<u>Net</u>
Differences between expected and actual experience	\$ 28,932	\$ 61,630	\$ (32,698)
Changes in assumptions	-	315,286	(315,286)
Net difference between projected and actual earnings on pension plan investments	<u>1,358,419</u>	<u>-</u>	<u>1,358,419</u>
Total amount of deferred outflows/ inflows	<u>\$ 1,387,351</u>	<u>\$ 376,916</u>	<u>\$ 1,010,435</u>

Actual investment earnings below (or above) projected earnings are amortized over 5 years. Changes of assumptions and experience losses (gains) are amortized over the average remaining service period of actives and inactive employees, which were as follows:

<u>Plan</u>	<u>Years</u>
Town	3.6
Education	5.0

Town of Monroe, Connecticut

Notes to Financial Statements
As of and for the Year Ended June 30, 2022

A. Pension plans (continued)

The amounts reported as deferred outflows and inflows of resources related to pensions will be recognized in pension expense as follows:

Year Ending June 30,	Town	Education
2023	\$ 275,248	\$ 183,246
2024	291,604	170,809
2025	103,270	27,519
2026	<u>638,026</u>	<u>628,861</u>
Total	<u>\$ 1,308,148</u>	<u>\$ 1,010,435</u>

12. Defined contribution retirement savings plan

Certain Town and Education employees are eligible to participate in a defined contribution retirement savings plan administered by the Town known as the Town of Monroe 401(a) money purchase pension plan. This is in lieu of the defined benefit plan for certain Town and Education employees. The benefits and contribution requirements are established by approval of the Town Council. In a defined contribution plan, benefits depend solely on amounts contributed to the Plan plus investment earnings. Employer contributions are based on union contracts. Employees may make additional contributions subject to IRS regulations. The Plan is not reported as a fiduciary fund by the Town as it does not meet the reporting criterion.

The Town matches employees’ contributions up to 3.00% of base pay. The Town contributions for each employee are 100% vested after three years.

Voluntary contributions up to the amount allowable under IRS regulations may be made by employees to the Town’s 457 plan. These contributions may be withdrawn at any time, although earned interest will not be paid until such time as benefits are otherwise payable to the employee.

During the year, the employer and employee contributions were \$146,197 and \$432,413, respectively.

B. Connecticut municipal employees’ retirement system

1. Plan description

The Connecticut Municipal Employees’ Retirement System (“MERS”) is the public pension plan offered by the State of Connecticut for municipal employees in participating municipalities. MERS is a cost-sharing defined benefit pension plan administered by the Connecticut State Retirement Commission.

Municipalities may designate which departments (including elective officers if so specified) are to be covered under the Connecticut Municipal Employees’ Retirement System (“MERS”). This designation may be the result of collective bargaining. Only employees covered under the State Teachers’ Retirement System may not be included. There are no minimum age or service requirements. Membership is mandatory for all regular full-time employees of participating departments except Police and Fire hired after age 60.

Town of Monroe, Connecticut

Notes to Financial Statements
As of and for the Year Ended June 30, 2022

B. Connecticut municipal employees' retirement system (continued)

The plan has 4 sub plans as follows:

- General employees with social security
- General employees without social security
- Policemen and firemen with social security
- Policemen and firemen without social security

2. Benefit provisions

Normal retirement	
General Employees	Age 55 with 5 years of continuous service, or 15 years of active aggregate service or 25 years of aggregate service
Police and Firemen	Compulsory retirement age is age 65
Benefit calculation	The maximum benefit is 100% of average final compensation and the minimum benefit is \$1,000 annually. Both the minimum and the maximum include workers' compensation and social security benefits.
With social security	1.50% of the average final compensation not in excess of the year's breakpoint plus 2.00% of average final compensation in excess of the year's breakpoint, times years of service. If any member covered by social security retires before age 62, the benefit until age 62 is reached or a social security disability award is received, is computed as if the member is not under social security.
Without social security	2.00% of average final compensation, times years of service
Final average compensation	Average of the three highest paid years of service
Early retirement	5 years of continuous service or 15 years of active aggregate service
Early retirement amount	Calculated on the basis of average final compensation and service to date of termination. Deferral to normal retirement age, or an actuarially reduced allowance may begin at the time of separation.
Service connected disability amount	Calculated based on compensation and service to the date of the disability with a minimum benefit (including workers' compensation benefits) of 50% of compensation at the time of disability
Non-service connected disability service requirement	10 years of service
Non-service connected disability service amount	Calculated based on compensation and service to the date of the disability
Pre-retirement death benefit amount	Lump-sum return of contributions with interest of if vested and married, the surviving spouse will receive a lifetime benefit
Cost of living increases	2.50% - 6.00% depending on retirement date and increase in CPI

Town of Monroe, Connecticut

Notes to Financial Statements
As of and for the Year Ended June 30, 2022

B. Connecticut municipal employees' retirement system (continued)

3. Contributions

Employer

Participating municipalities make annual contributions consisting of a normal cost contribution, a contribution for the amortization of the net unfunded accrued liability and a prior service amortization payment which covers the liabilities of the system not met by member contributions.

Employees

For employees not covered by social security, each person is required to contribute 6.00% of compensation.

For employees covered by social security, each person is required to contribute 3.25% of compensation up to the social security taxable wage base plus 6.00% of compensation, if any, in excess of such base.

4. Pension liabilities, pension expense, and deferred outflows of resources and deferred inflows of resources related to pensions

The Town reported \$4,058,872 for its proportionate share of the net pension liability. The net pension liability was measured as of June 30, 2021, and the total pension liability used to calculate the net pension liability was determined by an actuarial valuation as of June 30, 2021. The Town's proportionate share of the net pension liability was based upon the Town's 2021 actuarial (expected) payroll relative to the payroll of all the participating employers as of that date. The Town's proportionate share and change from the prior year was as follows:

<u>Plan Description</u>	<u>Proportionate share</u>	<u>Change from prior year</u>
Police officers and firefighters with social security sub plan	8.053424%	0.224197%

Subsequent to the measurement date, there were no changes in benefit terms or any expected changes that will have an impact on the measurement of the net pension liability.

Town of Monroe, Connecticut
Notes to Financial Statements
As of and for the Year Ended June 30, 2022

B. Connecticut municipal employees' retirement system (continued)

For the fiscal year, the Town recognized pension expense of \$259,561. The Town reported deferred outflows of resources and deferred inflows of resources related to pensions from the following sources:

Description of Outflows/Inflows	Deferred Outflows of Resources	Deferred Inflows of Resources	Net Deferred Outflows and Inflows
Net difference between projected and actual earnings on pension plan investments	\$ -	\$ 1,785,674	\$(1,785,674)
Change in assumptions	529,483	-	529,483
Change in proportional share	259,659	322,203	(62,544)
Difference between expected and actual experience	315,682	548,649	(232,967)
Contributions subsequent to measurement date	<u>843,884</u>	<u>-</u>	<u>843,884</u>
Total	<u>\$ 1,948,708</u>	<u>\$ 2,656,526</u>	(707,818)
Contributions subsequent to the measurement date to be recognized as a reduction of the net pension liability in the subsequent year			<u>(843,884)</u>
Net amortized amount of deferred inflows and outflows			<u>\$ (1,551,702)</u>

Other amounts reported as deferred outflows (inflows) of resources related to pensions will be recognized in pension expense as follows:

Year Ending June 30,	
2023	\$ (70,638)
2024	(475,389)
2025	(482,525)
2026	<u>(523,150)</u>
Total	<u>\$ (1,551,702)</u>

Town of Monroe, Connecticut

Notes to Financial Statements
As of and for the Year Ended June 30, 2022

B. Connecticut municipal employees' retirement system (continued)

5. Actuarial assumptions

The total pension liability was determined by an actuarial valuation as of June 30, 2021, using the following actuarial assumptions, applied to all periods included in the measurement:

Investment rate of return	7.00%
Inflation	2.50%
Salary increases	3.50-10.00%, including inflation
Cost of living adjustments	Future cost-of-living adjustments for members who retire on or after January 1, 2002 are 60% of the annual increase in the CPI up to 6.00%. The minimum annual COLA is 2.50%, the maximum is 6.00%
Mortality rates	Mortality rates were based on RP-2014 Combined Mortality Table adjusted to 2006 and projected to 2015 with Scale MP-2017 and projected to 2022 with Scale BB for General Employees and the RP-2014 Blue Collar Mortality Table adjusted to 2006 and projected to 2015 with Scale MP-2017 and projected 2022 with Scale BB for Police and Fire. For disabled retirees, the RP-2014 Disabled Mortality Table projected with Scale BB to 2020 was used

The actuarial assumptions used in the June 30, 2021 valuation were based on the results of an actuarial experience study for the 5-year period ended June 30, 2017.

Long-term expected rate of return

The long-term expected rate of return on pension plan investments was determined using a statistical analysis in which best-estimate ranges of expected future real rates of return (expected returns, net of pension plan investment expense and inflation) are developed for each major asset class. These ranges are combined to produce the long-term expected rate of return by weighting the expected future real rates of return by the target asset allocation percentage and by adding expected inflation.

Town of Monroe, Connecticut

Notes to Financial Statements
As of and for the Year Ended June 30, 2022

B. Connecticut municipal employees' retirement system (continued)

The target asset allocation and best estimates of arithmetic real rates of return for each major class are summarized in the following table:

Asset Class	Target Allocation	Long-Term Target Expected Real Rate of Return
Domestic equity	20.00%	5.30%
Developed market international	11.00%	5.10%
Emerging market international	9.00%	7.40%
Core fixed income	16.00%	1.60%
Inflation linked bond	5.00%	1.30%
Emerging market debt	5.00%	2.90%
High yield bond	6.00%	3.40%
Real estate	10.00%	4.70%
Private equity	10.00%	7.30%
Alternative investments	7.00%	3.20%
Liquidity fund	1.00%	0.90%
Total	100.00%	

6. Discount rate

The discount rate used to measure the total pension liability was 7.00%. The projection of cash flows used to determine the discount rate assumed that plan member contributions will be made at the current contribution rate and that employer contributions will be made at rates equal to the difference between actuarially determined contribution rates and the member rate. Based on those assumptions, the pension plan's fiduciary net position was projected to be available to make all projected future benefit payments of current plan members. Therefore, the long-term expected rate of return on pension plan investments was applied to all periods of projected benefit payments to determine the total pension liability.

7. Sensitivity of the net pension liability to changes in the discount rate

The following presents the Town's proportional share of the net pension liability of MERS, calculated using the discount rate, as well as what the net pension liability would be if it were calculated using a discount rate that is 1-percentage-point lower or 1-percentage-point higher than the current rate:

	Current Rate	1% Decrease	Current Discount Rate	1% Increase
Town's proportional share of the net pension liability	7.00%	\$ 7,108,813	\$ 4,058,872	\$ 1,485,045

Town of Monroe, Connecticut

Notes to Financial Statements
As of and for the Year Ended June 30, 2022

B. Connecticut municipal employees' retirement system (continued)

8. Plan fiduciary net position

Detailed information about the MERS plan's fiduciary net position is available in the separately issued State of Connecticut Annual Comprehensive Financial Report as of and for the year ended June 30, 2021.

C. Connecticut state teachers' retirement system

1. Plan description

Teachers, principals, superintendents or supervisors engaged in service of public schools are provided with pensions through the Connecticut State Teachers' Retirement System ("TRS"), a cost sharing multiple-employer defined benefit pension plan administered by the Teachers' Retirement Board ("TRB"). Chapter 167a of the State Statutes grants authority to establish and amend the benefit terms to the TRB. TRS issues a publicly available financial report that can be obtained at www.ct.gov/trb.

2. Benefit provisions

Normal retirement	Age 60 with 20 years of credited service in Connecticut, or 35 years of credited service including at least 25 years of service in Connecticut
Benefit calculation	2.00% of the average annual salary times the years of credited service (maximum benefit is 75% of average annual salary during the 3 years of highest salary)
Early retirement	25 years of credited service including 20 years of Connecticut service, or age 55 with 20 years of credited service including 15 years of Connecticut service
Early retirement amount	Benefit amounts are reduced by 6.00% per year for the first 5 years preceding normal retirement age and 4.00% per year for the next 5 years preceding the normal retirement age. Effective July 1, 1999, the reduction for individuals with 30 or more years of service is 3.00% per year by which retirement precedes normal retirement date
Service connected disability amount	2.00% of average annual salary times credited service to date of disability, but not less than 15% of average annual salary, nor more than 50% of average annual salary. In addition, disability benefits under this plan (without regard to cost-of-living adjustments) plus any initial award of social security benefits and workers' compensation cannot exceed 75% of annual average salary
Non-service connected disability service requirement	Five years of credited service
Vesting - Service	10 years of service

Town of Monroe, Connecticut

Notes to Financial Statements
As of and for the Year Ended June 30, 2022

C. Connecticut state teachers' retirement system (continued)

Vesting - Amount	100%
Pre-retirement death benefit amount	Lump-sum return of contributions with interest or surviving spouse benefit depending on length of service

3. Contributions

State of Connecticut

Per Connecticut General Statutes Section 10-183z (which reflects Public Act 79-436 as amended), contribution requirements of active employees and the State of Connecticut are amended and certified by the State Teachers' Retirement Board and appropriated by the General Assembly. The contributions are actuarially determined as an amount that, when combined with employee contributions and investment earnings, is expected to finance the costs of the benefits earned by employees during the year, with any additional amount to finance any unfunded accrued liability.

Employer (school districts)

School district employers are not required to make contributions to the plan.

Employees

Each teacher is required to contribute 7.00% of their pensionable wages for the pension benefit.

4. Pension liabilities, pension expense, and deferred outflows of resources and deferred inflows of resources related to pensions

The Town reports no amounts for its proportionate share of the net pension liability, and related deferred outflows and inflows due to the statutory requirement that the State pay 100% of the required contribution. The amounts recognized by the Town as its proportionate share of the net pension liability, the related state support, and the total portion of the net pension liability that was associated with the Town were as follows:

Town's proportionate share of the net pension liability	\$ -
State's proportionate share of the net pension liability associated with the Town	<u>102,307,293</u>
Total	<u>\$ 102,307,293</u>

Town of Monroe, Connecticut

Notes to Financial Statements
As of and for the Year Ended June 30, 2022

C. Connecticut state teachers' retirement system (continued)

The net pension liability was measured as of June 30, 2021, and the total pension liability used to calculate the net pension liability was determined by an actuarial valuation as of June 30, 2020. The Town has no proportionate share of the net pension liability.

During the year, the Town recognized pension expense and revenue of \$8,566,594 for on-behalf amounts for contributions to the plan by the State.

5. Actuarial assumptions

The total pension liability was determined by an actuarial valuation as of June 30, 2020, using the following actuarial assumptions, applied to all periods included in the measurement:

Investment rate of return	6.90%
Inflation	2.50%
Salary increases	3.00-6.50%, including inflation
Mortality rates	Mortality rates were based on the PubT-2010 Table, projected generationally with MP-2019

Future cost-of-living increases - For teachers who retired prior to September 1, 1992, pension benefit adjustments are made in accordance with increases in the Consumer Price Index, with a minimum of 3.00% and a maximum of 5.00% per annum. For teachers who were members of the Teachers' Retirement System before July 1, 2007, and retire on or after September 1, 1992, pension benefit adjustments are made that are consistent with those provided for social security benefits on January 1 of the year granted, with a maximum of 6.00% per annum. If the return on assets in the previous year was less than 8.50%, the maximum increase is 1.50%. For teachers who were members of the Teachers' Retirement System after July 1, 2007, pension benefit adjustments are made that are consistent with those provided for social security benefits on January 1 of the year granted, with a maximum of 5.00% per annum. If the return on assets in the previous year was less than 11.50%, the maximum increase is 3.00%, and if the return on the assets in the previous year was less than 8.50%, the maximum increase is 1.00%.

The actuarial assumptions used in the June 30, 2020 valuation were based on the results of an actuarial experience study for the 5-year period ending June 30, 2019.

Changes in assumptions and inputs

There were no changes in assumptions from the prior measurement date.

Town of Monroe, Connecticut

Notes to Financial Statements
As of and for the Year Ended June 30, 2022

C. Connecticut state teachers' retirement system (continued)

Long-term expected rate of return

The long-term expected rate of return on pension plan investments was determined using a log-normal distribution analysis in which best-estimate ranges of expected future real rates of return (expected returns, net of pension plan investment expense and inflation) are developed for each major asset class. These ranges are combined to produce the long-term expected rate of return by weighting the expected future real rates of return by the target asset allocation percentage and by adding expected inflation.

The target asset allocation and best estimates of geometric rates of return for each major class are summarized in the following table:

Asset Class	Target Allocation	Long-Term Expected Real Rate of Return
Domestic equity fund	20.00%	5.60%
Developed market international stock fund	11.00%	6.00%
Emerging market international stock fund	9.00%	7.90%
Core fixed income fund	16.00%	2.10%
Inflation linked bond fund	5.00%	1.10%
Emerging market debt fund	5.00%	2.70%
High yield bond fund	6.00%	4.00%
Real estate fund	10.00%	4.50%
Private equity	10.00%	7.30%
Alternative investments	7.00%	2.90%
Liquidity fund	1.00%	0.40%
Total	100.00%	

6. Discount rate

The discount rate used to measure the total pension liability was 6.90%. The projection of cash flows used to determine the discount rate assumed that plan member contributions will be made at the current contribution rate and that State contributions will be made at rates equal to the difference between actuarially determined contribution rates and the member rate. Based on those assumptions, the pension plan's fiduciary net position was projected to be available to make all projected future benefit payments of current plan members. Therefore, the long-term expected rate of return on pension plan investments was applied to all periods of projected benefit payments to determine the total pension liability.

Town of Monroe, Connecticut
Notes to Financial Statements
As of and for the Year Ended June 30, 2022

C. Connecticut state teachers’ retirement system (continued)

7. Sensitivity of the net pension liability to changes in the discount rate

The Town’s proportionate share of the net pension liability is \$0 and, therefore, the change in the discount rate would only impact the amount recorded by the State of Connecticut.

8. Plan fiduciary net position

Detailed information about the Connecticut State Teachers’ Retirement Plan fiduciary net position is available in the separately issued State of Connecticut Annual Comprehensive Financial Report as of and for the year ended June 30, 2021.

D. Total pension plans

	Net Pension Liability	Deferred Outflows of Resources	Deferred Inflows of Resources	Pension Expense
Town Employees	\$ 1,910,993	\$ 1,534,477	\$ 226,329	\$ 336,183
Education Employees	2,479,700	1,387,351	376,916	211,116
MERS	4,058,872	1,948,708	2,656,526	259,561
Total	<u>\$ 8,449,565</u>	<u>\$ 4,870,536</u>	<u>\$ 3,259,771</u>	<u>\$ 806,860</u>

E. Other post-employment benefit (“OPEB”) plan

1. Plan description

a. Plan administration

The Town provides certain health care benefits for retired police employees through a single-employer defined benefit other post-employment benefits plan administered by the Town in accordance with the police collective bargaining agreements, the Town of Monroe Police Other Post-Employment Benefits (“OPEB”) Trust Fund. The plan does not issue a separate financial statement. Administration costs are financed from investment earnings.

The Town provides other post-employment benefits for retired Board of Education employees through a single-employer defined benefit plan administered by the Town in accordance with various collective bargaining agreements, the Town of Monroe Education Other Post-Employment Benefit (“OPEB”) Plan. The plan does not issue a separate financial statement. No assets are accumulated in a trust that meets the criteria in paragraph 4 of GASB Statement No. 75.

The Education plan is closed to new hires in the nurse and paraprofessional groups.

Town of Monroe, Connecticut

Notes to Financial Statements
As of and for the Year Ended June 30, 2022

E. Other post-employment benefit (“OPEB”) plan (continued)

b. Plan membership

As of July 1, 2020 the plans' membership consisted of:

	<u>Police</u>	<u>Education</u>
Active members	40	456
Retirees, disabled employees, and beneficiaries receiving benefits	<u>5</u>	<u>63</u>
Total	<u>45</u>	<u>519</u>

2. Benefit provisions

Police

The Police plan provides for medical, dental and life insurance benefits for all eligible Police retirees and their spouses. Benefits and contributions are established by contract and may be amended by union negotiations. Police with 25 years of service are eligible for pre-65 medical coverage at retirement. Coverage continues until the earlier of age 65 or 15 years of coverage at retirement.

Education

Board of Education employees are eligible for medical benefits as follows:

- Certified teachers and administrators – Retirement under the State Teachers’ Plan. Coverage goes through age 65 for those eligible for Medicare or life for those not eligible for Medicare.
- Non-certified – Age 55 with 15 years of service or age 65 with 5 years of service. Coverage is for life.

3. Contributions

Police

There are no active employee contributions to the plan. The retiree pays 25.00% of the cost of single coverage. The Town pays the remaining cost of coverage. The retiree pays 100% of the cost of coverage for the spouse (if applicable).

In accordance with the trust agreement, the Town shall contribute at least annually, such amounts as shall be determined by the Town. There is no contractual obligation for the Town to continue contributions to the Trust Fund and may at any time discontinue the Plan and/or contributions to the Trust Fund. Town contributions to the trust were 6.76% of covered payroll for the year.

Town of Monroe, Connecticut

Notes to Financial Statements
As of and for the Year Ended June 30, 2022

E. Other post-employment benefit (“OPEB”) plan (continued)

Education

Teachers who no longer work for the Board of Education are allowed by State Statute to participate in the Town's group medical insurance plan until they formally begin receiving benefits from the State Teachers' Retirement Plan. These retirees are required to contribute the cost of the insurance to the Town less the Board of Education offset which is:

- Certified – Payable for retirement after July 1, 2011 for the earlier of 10 years or attainment of age 65. The offset is based on hire date and years of service and ranges from:
 - \$1,125 and \$3,000 for single coverage; \$3,100 and \$4,000 for administrators
 - \$2,475 and \$6,600 for two-person coverage; \$6,100 and \$8,000 for administrators
- Non-certified - \$2,400 if retired under Rule of 75, \$3,000 if retired under Rule of 85 and \$4,200 if retired under Rule of 90.

4. Investments

a. Investment policy

The Police OPEB plan’s policy in regard to the allocation of invested assets is established and may be amended by the Retirement Board by a majority vote of its members. It is the policy of the Town's Retirement Board to pursue an investment strategy that reduces risk through the prudent diversification of the portfolio across a broad selection of distinct asset classes.

The following was the Board's adopted asset allocation policy for the Police OPEB Plan:

<u>Asset Class</u>	<u>Target Allocation</u>
Large Cap Domestic Equity	25.00%
Small Cap Domestic Equity	10.00%
Developed International Equity	30.00%
Core Fixed Income	30.00%
Global REIT	5.00%

b. Concentrations

There were no investments in any one organization that represents 5.00% or more of the OPEB plan's net position.

Town of Monroe, Connecticut

Notes to Financial Statements
As of and for the Year Ended June 30, 2022

E. Other post-employment benefit (“OPEB”) plan (continued)

c. Rate of return

The long-term expected rate of return on OPEB plan investments was determined using a building-block method in which best-estimate ranges of expected future real rates of return (expected returns, net of OPEB plan investment expense and inflation) are developed for each major asset class. These ranges are combined to produce the long-term expected rate of return by weighting the expected future real rates of return by the target asset allocation percentage and by adding expected inflation. Best estimates of arithmetic real rates of return for each major asset class included in the pension plan’s target asset allocation (see the discussion of the OPEB plan’s investment policy) are as follows:

<u>Asset Class</u>	<u>Long-Term Expected Real Rate of Return</u>
Large Cap Domestic Equity	4.75%
Small Cap Domestic Equity	5.15%
Developed International Equity	5.45%
Core Fixed Income	1.45%
Global REIT	3.95%
Long-Term Expected Nominal Return	6.39%

d. The annual money-weighted rate of return on Police OPEB plan investments, net of investment expense, was (14.92)%.

The money-weighted rate of return expresses investment performance, net of investment expense, adjusted for the changing amounts actually invested.

5. Net OPEB liability

The components of the net OPEB liability were measured as of June 30, 2022 and were as follows:

	<u>Police</u>	<u>Education</u>
Total OPEB liability	\$ 2,973,334	\$ 13,064,258
Plan fiduciary net position	<u>1,797,427</u>	<u>-</u>
Net OPEB liability	<u>\$ 1,175,907</u>	<u>\$ 13,064,258</u>
Plan fiduciary net position as a percentage of the total OPEB liability	<u>60.45%</u>	<u>0.00%</u>

Town of Monroe, Connecticut

Notes to Financial Statements
As of and for the Year Ended June 30, 2022

E. Other post-employment benefit (“OPEB”) plan (continued)

6. Actuarial methods and significant assumptions

The OPEB liability was determined using the following actuarial assumptions, applied to all periods included in the measurement:

	Police	Education
Valuation date	July 1, 2020	July 1, 2020
Actuarial cost method	Entry age normal	Entry age normal
Investment rate of return	6.50%	3.54%
Healthcare cost trend rate		
Initial	6.50%	6.50%
Ultimate	4.40%	4.40%
Compensation increases	3.40%	3.40%
Inflation	2.40%	2.40%
Mortality rates	Pub-2010 Public Retirement Plans Amount-Weighted Mortality Tables projected to the valuation date with Scale MP-2020.	Pub-2010 Public Retirement Plans Amount-Weighted Mortality Tables (Below Median for Non-Certified) projected to the valuation date with Scale MP-2020.

The investment rate of return for the Board of Education plan was based on the Bond Buyer GO 20-Bond municipal index as of the measurement date.

7. Changes from prior year

a. Changes in assumptions

The Police plan had no changes in assumptions:

The Education plan had the following changes in assumptions:

- The investment rate of return increased from 2.16% to 3.54%.

b. Changes in benefit terms

There were no changes in benefit terms.

Town of Monroe, Connecticut

Notes to Financial Statements
As of and for the Year Ended June 30, 2022

E. Other post-employment benefit (“OPEB”) plan (continued)**8. Discount rate**

The discount rate used to measure the total OPEB liability was:

	Police	Education
Discount rate	6.50%	3.54%

The projection of cash flows used to determine the discount rate assumed that plan member contributions will be made at the current contribution rate and that Town contributions will be made at rates equal to the difference between actuarially determined contribution rates and the member rate. Based on those assumptions, the Police OPEB plan's fiduciary net position was projected to be available to make all projected future benefit payments of current plan members. Therefore, the long-term expected rate of return on OPEB plan investments was applied to all periods of projected benefit payments to determine the total OPEB liability. Since the Board of Education OPEB Plan is not funded, the municipal bond index is used for the discount rate.

9. Changes in the net OPEB liability

The Town's OPEB liabilities were measured at June 30, 2022 and the total OPEB liability used to calculate the net OPEB liability was determined by an actuarial valuation as of July 1, 2020.

	Increase (Decrease)		
	Total OPEB Liability (a)	Plan Fiduciary Net Position (b)	Net OPEB Liability (a) - (b)
Balance at July 1, 2021	\$ 2,762,677	\$ 1,801,566	\$ 961,111
Service cost	154,613	-	154,613
Interest	188,411	-	188,411
Differences between expected and actual experience	(94,439)	-	(94,439)
Contributions - employer	-	223,530	(223,530)
Contributions - member	-	88,028	(88,028)
Net investment income	-	(274,769)	274,769
Benefit payments, including refunds of member contributions	(37,928)	(37,928)	-
Administrative expenses	-	(3,000)	3,000
Net change	210,657	(4,139)	214,796
Balance at June 30, 2022	\$ 2,973,334	\$ 1,797,427	\$ 1,175,907

Town of Monroe, Connecticut

Notes to Financial Statements
As of and for the Year Ended June 30, 2022

E. Other post-employment benefit (“OPEB”) plan (continued)

Education	Total OPEB Liability
Balance at July 1, 2021	\$ 15,101,413
Service cost	425,330
Interest	332,636
Differences between expected	(315,852)
Changes in assumptions	(2,224,016)
Benefit payments, including refunds of member contributions	(255,253)
Net change	(2,037,155)
Balance at June 30, 2022	\$ 13,064,258

10. Sensitivity of the OPEB liability to changes in the discount rate

The following presents the OPEB liability, as well as what the OPEB liability would be if it were calculated using a discount rate that is 1-percentage-point lower or 1-percentage-point higher than the current discount rate:

OPEB Liability	Discount Rate	1% Decrease	Current Discount	1% Increase
Police (net)	6.50%	\$ 1,468,275	\$ 1,175,907	\$ 914,413
Education (total)	3.54%	\$14,622,986	\$ 13,064,258	\$11,740,710

11. Sensitivity of the OPEB liability to changes in the healthcare cost trend rate

The following presents the OPEB liability, as well as what the OPEB liability would be if it were calculated using trend rates that are 1-percentage-point lower or 1-percentage-point higher than the current trend rates:

OPEB Liability	Medical Trend Rate	1% Decrease	Current trend rate	1% Increase
Police (net)	6.50% decreasing to 4.40%	\$ 782,465	\$ 1,175,907	\$ 1,646,442
Education (total)	6.50% decreasing to 4.40%	\$ 12,021,137	\$ 13,064,258	\$ 14,309,892

Town of Monroe, Connecticut

Notes to Financial Statements
As of and for the Year Ended June 30, 2022

E. Other post-employment benefit (“OPEB”) plan (continued)

12. OPEB expense and deferred outflows of resources related to OPEB

For the fiscal year, the Town recognized OPEB expense of \$117,689 for Police and \$766,629 for Education. The Town reported deferred outflows of resources and deferred inflows of resources related to OPEB from the following sources:

Police Description of Outflows/Inflows	Deferred Outflows of Resources	Deferred Inflows of Resources	Net
Differences between expected and actual experience	\$ 49,730	\$ 497,264	\$ (447,534)
Changes in assumptions	237,598	49,482	188,116
Net difference between projected and actual earnings on OPEB plan investments	100,782	-	100,782
Total	<u>\$ 388,110</u>	<u>\$ 546,746</u>	<u>\$ (158,636)</u>

Education Description of Outflows/Inflows	Deferred Outflows of Resources	Deferred Inflows of Resources	Net
Differences between expected and actual experience	\$ 885,067	\$ 505,484	\$ 379,583
Changes in assumptions	1,970,780	2,222,214	(251,434)
Total	<u>\$ 2,855,847</u>	<u>\$ 2,727,698</u>	<u>\$ 128,149</u>

Actual investment earnings below (or above) projected earnings are amortized over 5 years for both plans. Experience losses (gains) and changes in assumptions are amortized over the average remaining service period of actives and inactive, which were as follows:

Plan	Years
Police	13.8
Education	11.5

Town of Monroe, Connecticut

Notes to Financial Statements
As of and for the Year Ended June 30, 2022

E. Other post-employment benefit (“OPEB”) plan (continued)

Amounts reported as deferred outflows (inflows) of resources related to OPEB will be recognized in OPEB expense as follows:

Year Ending June 30,	Police	Education
2023	\$ (20,992)	\$ 50,903
2024	(22,161)	50,903
2025	(29,226)	50,903
2026	49,085	50,903
2027	(31,019)	50,903
Thereafter	<u>(104,323)</u>	<u>(126,366)</u>
Total	<u>\$ (158,636)</u>	<u>\$ 128,149</u>

F. Connecticut state teachers’ retirement board retiree health insurance plan

1. Plan description

Teachers, principals, superintendents or supervisors engaged in service of public schools that are currently receiving a retirement or disability benefit through the Connecticut Teachers' Retirement System are eligible to participate in the Connecticut State Teachers' Retirement System Retiree Health Insurance Plan (“TRS-RHIP”) - a cost sharing multiple-employer defined benefit other post-employment benefit plan administered by the Teachers' Retirement Board (“TRB”). Chapter 167a Section 10-183t of the State Statutes grants authority to establish and amend the benefit terms to the TRB. TRS-RHIP issues a publicly available financial report that can be obtained at www.ct.gov/trb.

2. Benefit provisions

The Plan provides for retiree health insurance benefits. Eligibility is as follows:

Normal retirement	Age 60 with 20 years of credited service in Connecticut, or 35 years of credited service including at least 25 years of service in Connecticut
Early retirement	25 years of credited service including 20 years of Connecticut service, or age 55 with 20 years of credited service including 15 years of Connecticut service
Service connected disability service requirement	No service requirement
Non-service connected disability service requirement	Five years of credited service
Vesting - service	10 years of service

Town of Monroe, Connecticut

Notes to Financial Statements
As of and for the Year Ended June 30, 2022**F. Connecticut state teachers' retirement board retiree health insurance plan (continued)****Retiree health care coverage**

Any member that is currently receiving a retirement or disability benefit is eligible to participate in the Plan. There are two types of the health care benefits. Subsidized Local School District Coverage provides a subsidy paid to members still receiving coverage through their former employer and the CTRB Sponsored Medicare Supplemental Plans provide coverage for those participating in Medicare, but not receiving Subsidized Local School District Coverage.

Any member that is not currently participating in Medicare Parts A & B is eligible to continue health care coverage with their former employer. A subsidy of up to \$110 per month for a retired member plus an additional \$110 per month for a spouse enrolled in a local school district plan is provided to the school district to first offset the retiree's share of the cost of coverage, any remaining portion is used to offset the district's cost.

The subsidy amount is set by statute, and has not increased since July of 1996. A subsidy amount of \$220 per month may be paid for a retired member, spouse or the surviving spouse of a member who has attained the normal retirement age to participate in Medicare, is not eligible for Part A of Medicare without cost, and contributes at least \$220 per month towards coverage under a local school district plan.

Any member that is currently participating in Medicare Parts A & B is eligible to either continue health care coverage with their former employer, if offered, or enroll in the plan sponsored by the System. If they elect to remain in the plan with their former employer, the same subsidies as above will be paid to offset the cost of coverage.

If a member participating in Medicare Parts A & B so elects, they may enroll in one of the CTRB Sponsored Medicare Supplemental Plans. Active members, retirees, and the State pay equally toward the cost of the basic coverage (medical and prescription drug benefits).

Those participants electing vision, hearing, and/or dental are required by the System's funding policy to pay the full cost of coverage for these benefits, and no liability is assumed by the Plan for these benefits.

Survivor health care coverage

Survivors of former employees or retirees remain eligible to participate in the Plan and continue to be eligible to receive either the \$110 monthly subsidy or participate in the TRB-Sponsored Medicare Supplemental Plans, as long as they do not remarry.

Town of Monroe, Connecticut

Notes to Financial Statements
As of and for the Year Ended June 30, 2022

F. Connecticut state teachers’ retirement board retiree health insurance plan (continued)

3. Contributions

State of Connecticut

Per Connecticut General Statutes Section 10-183z, contribution requirements of active employees and the State of Connecticut are amended and certified by the State Teachers’ Retirement Board and appropriated by the General Assembly. The State contributions are not currently actuarially funded. The State pays for one third of plan costs through an annual appropriation in the General Fund.

Employer (school districts)

School district employers are not required to make contributions to the plan.

Employees

Each member is required to contribute 1.25% of their annual pensionable wages.

4. OPEB liabilities, OPEB expense, deferred outflows of resources and deferred inflows of resources related to OPEB

The Town reports no amounts for its proportionate share of the net OPEB liability, and related deferred outflows and inflows due to the statutory requirement that the State pay 100% of the required contribution. The amounts recognized by the Town as its proportionate share of the net OPEB liability, the related state support, and the total portion of the net OPEB liability that was associated with the Town were as follows:

Town’s proportionate share of the net OPEB liability	\$ -
State’s proportionate share of the net OPEB liability associated with the Town	<u>11,146,192</u>
Total	<u>\$ 11,146,192</u>

The net OPEB liability was measured as of June 30, 2021, and the total OPEB liability used to calculate the net OPEB liability was determined by an actuarial valuation as of June 30, 2020. The Town has no proportionate share of the net OPEB liability.

The Town recognized OPEB expense and revenue of \$201,588 for on-behalf amounts for contributions to the plan by the State.

Town of Monroe, Connecticut

Notes to Financial Statements
As of and for the Year Ended June 30, 2022

F. Connecticut state teachers' retirement board retiree health insurance plan (continued)

5. Actuarial assumptions

The total OPEB liability was determined by an actuarial valuation as of June 30, 2020, using the following actuarial assumptions, applied to all periods included in the measurement:

Investment rate of return	3.00%
Discount rate	2.17%
Inflation	2.50%
Health care cost trend rate (Medicare)	5.125% decreasing to 4.50% by 2023
Salary increases	3.00-6.50%, including inflation
Mortality rates	Mortality rates were based on the PubT-2010 Table, projected generationally with MP-2019
Year fund net position will be depleted	2023

The actuarial assumptions used in the June 30, 2020 valuation were based on the results of an actuarial experience study for the 5-year period ending June 30, 2019.

Changes in assumptions and inputs

- The discount rate was decreased from 2.21% to 2.17% to reflect the change in the Municipal Bond Index rate.

Long-term expected rate of return

The long-term expected rate of return on OPEB plan investments was determined using a log-normal distribution analysis in which best-estimate ranges of expected future real rates of return (expected returns, net of OPEB plan investment expense and inflation) are developed for each major asset class. These ranges are combined to produce the long-term expected rate of return by weighing the expected future real rates of return by the target asset allocation percentage and by adding expected inflation.

All the plan assets are assumed to be invested in cash equivalents due to the need for liquidity. The expected rate of return is 2.00%. Since there have not been any changes to the asset allocation and the recent economic downturn is expected to be temporary, the funding rate of 3.00% continues to be used for the long-term investment rate of return as of June 30, 2021.

Town of Monroe, Connecticut

Notes to Financial Statements
As of and for the Year Ended June 30, 2022

F. Connecticut state teachers' retirement board retiree health insurance plan (continued)

6. Discount rate

The discount rate used to measure the total OPEB liability was 2.17%. The Municipal Bond Index Rate of 2.16% was used in the determination in the discount rate. The projection of cash flows used to determine the discount rate assumed that plan member contributions will be made at the current contribution rate and that annual State contributions will equal the most recent 5-year average of state contributions.

7. Sensitivity of the OPEB liability to changes in the discount rate and the health care cost trend rate

The Town's proportionate share of the net OPEB liability is \$0 and, therefore, the change in the discount rate and the health care cost trend rate would only impact the amount recorded by the State of Connecticut.

8. Plan fiduciary net position

Detailed information about the Connecticut State Teachers' OPEB Plan fiduciary net position is available in the separately issued State of Connecticut Annual Comprehensive Financial Report as of and for the year ended June 30, 2021.

G. Total other post-employment benefit ("OPEB") plans

	<u>Net OPEB Liability</u>	<u>Deferred Outflows of Resources</u>	<u>Deferred Inflows of Resources</u>	<u>OPEB Expense</u>
Police	\$ 1,175,907	\$ 388,110	\$ 546,746	\$ 117,689
Education	13,064,258	2,855,847	2,727,698	766,629
Total	<u>\$ 14,240,165</u>	<u>\$ 3,243,957</u>	<u>\$ 3,274,444</u>	<u>\$ 884,318</u>

Town of Monroe, Connecticut

Notes to Financial Statements
As of and for the Year Ended June 30, 2022

H. Plan statements

Combining Statement of Fiduciary Net Position
Pension and OPEB Trust Funds
June 30, 2022

	<u>Retirement Income Plan</u>		Police Other Post- Retirement Benefits	Total Pension and OPEB Trust Funds
	<u>Town</u>	<u>Education</u>		
<u>Assets</u>				
Investments:				
Mutual funds:				
Equity	\$ 8,643,550	\$ 8,542,118	\$ 1,047,009	\$ 18,232,677
Bond	3,455,137	3,332,147	496,706	7,283,990
Real estate	1,075,021	1,049,398	-	2,124,419
Bank money market	192,143	353,413	253,712	799,268
Total investments	<u>13,365,851</u>	<u>13,277,076</u>	<u>1,797,427</u>	<u>28,440,354</u>
<u>Net Position</u>				
Restricted for:				
Pensions	13,365,851	13,277,076	-	26,642,927
OPEB	-	-	1,797,427	1,797,427
Total net position	<u>\$ 13,365,851</u>	<u>\$ 13,277,076</u>	<u>\$ 1,797,427</u>	<u>\$ 28,440,354</u>

Town of Monroe, Connecticut

Notes to Financial Statements
As of and for the Year Ended June 30, 2022

H. Plan statements (continued)

Combining Statement of Changes in Fiduciary Net Position
Pension and OPEB Trust Funds
For the Year Ended June 30, 2022

	Retirement Income Plan		Police Other Post- Retirement Benefits	Total Pension and OPEB Trust Funds
	Town	Education		
Additions:				
Contributions:				
Employer	\$ 285,000	\$ 375,000	\$ 223,530	\$ 883,530
Employee	117,726	222,876	88,028	428,630
Total contributions	402,726	597,876	311,558	1,312,160
Investment income (loss):				
Net change in fair value of investments	(2,432,803)	(2,391,817)	(305,730)	(5,130,350)
Interest and dividends	319,185	311,832	36,787	667,804
Total investment income (loss)	(2,113,618)	(2,079,985)	(268,943)	(4,462,546)
Less investment expense	19,998	19,690	5,826	45,514
Net investment income (loss)	(2,133,616)	(2,099,675)	(274,769)	(4,508,060)
Total additions	(1,730,890)	(1,501,799)	36,789	(3,195,900)
Deductions:				
Benefits	684,875	770,895	37,928	1,493,698
Administration	18,229	22,397	3,000	43,626
Total deductions	703,104	793,292	40,928	1,537,324
Change in net position	(2,433,994)	(2,295,091)	(4,139)	(4,733,224)
Net position - July 1, 2021	15,799,845	15,572,167	1,801,566	33,173,578
Net position - June 30, 2022	\$ 13,365,851	\$ 13,277,076	\$ 1,797,427	\$ 28,440,354

Town of Monroe, Connecticut

Notes to Financial Statements
As of and for the Year Ended June 30, 2022

VI. Prior period adjustments

As a result of the implementation of GASB No. 87 lease receivable and deferred inflows of resources and a right-to-use leased assets and lease liability were recorded as of June 30, 2021. Additionally, an equipment financing note and related asset were recorded. There was no impact on beginning net position or fund balance. The amounts recorded are as follows:

	Governmental Activities	General Fund
	<u> </u>	<u> </u>
Lease receivable	\$ 3,159,451	\$ 3,159,451
Deferred inflows of resources - lease related	(3,159,451)	(3,159,451)
Capital assets:		
Machinery and equipment	250,304	-
Right-to-use leased assets	473,964	-
Long-term liabilities:		
Notes payable	(250,304)	-
Lease liability	(473,964)	-

Required Supplementary Information

Type	Description
Budgetary	Schedule of Revenues, Other Financing Sources, Expenditures and Other Financing Uses - Budget and Actual - General Fund
	Notes to Required Supplementary Information - Budgets and Budgetary Accounting
<u>Pension Plans</u> Town Education Municipal Employees' Retirement System State Teachers' Retirement System	Schedule of Changes in Net Pension Liability and Related Ratios and Schedule of Investment Returns
	Schedule of Proportionate Share of the Net Pension Liability
	Schedule of Contributions
	Notes to Required Supplementary Information
<u>Other Post-Employment Benefits Plans</u> Police Education State Teacher's Retirement Board Retiree Health Insurance Plan	Schedule of Changes in Net OPEB Liability and Related Ratios and Schedule of Investment Returns
	Schedule of Proportionate Share of the Net OPEB Liability
	Schedule of Contributions
	Notes to Required Supplementary Information

Town of Monroe, Connecticut

Required Supplementary Information

General Fund
Schedule of Revenues, Other Financing Sources, Expenditures and Other Financing Uses
Budget and Actual
For the Year Ended June 30, 2022

	Original Budget	Additional Appropriations and Transfers	Final Budget	Actual	Variance with Final Budget
Revenues					
Property taxes:					
Tax levies	\$ 80,777,684	\$ -	\$ 80,777,684	\$ 81,801,445	\$ 1,023,761
Interest and lien fees	203,500	-	203,500	354,618	151,118
Telephone access	30,000	-	30,000	27,976	(2,024)
Total property taxes	81,011,184	-	81,011,184	82,184,039	1,172,855
Intergovernmental:					
State education grants:					
Education cost sharing	5,272,935	-	5,272,935	5,150,716	(122,219)
Other:					
Tax grant - disabled persons	2,000	-	2,000	2,089	89
PILOT - state property	-	-	-	13,105	13,105
Veteran exemption	8,300	-	8,300	7,345	(955)
Municipal stabilization revenue	443,723	-	443,723	443,723	-
Health grants	21,095	-	21,095	12,517	(8,578)
FEMA	9,800	-	9,800	175,092	165,292
Miscellaneous grants	-	-	-	51,950	51,950
Total intergovernmental	5,757,853	-	5,757,853	5,856,537	98,684
Charges for services:					
Police department permits	16,750	-	16,750	21,569	4,819
Building permits	275,000	-	275,000	349,780	74,780
Burning permits	3,250	-	3,250	7,270	4,020
Planning and zoning	30,000	-	30,000	35,229	5,229
Library	7,500	-	7,500	4,257	(3,243)
Refuse permits	2,000	-	2,000	1,400	(600)
Canine licenses	1,000	-	1,000	370	(630)
Town clerk's fees	500,000	-	500,000	755,004	255,004
Health department licenses	78,435	-	78,435	82,395	3,960
EMS revenue	550,000	-	550,000	693,468	143,468
Recreation department fees	164,000	-	164,000	190,700	26,700
Landfill lease	60,000	-	60,000	153,715	93,715
Nutrition	2,000	-	2,000	1,475	(525)
Tuition	9,000	-	9,000	406	(8,594)
Senior citizens registration	-	-	-	15	15
Special police assignments	200,000	-	200,000	-	(200,000)
Inland wetland commission	9,000	-	9,000	8,581	(419)
Total charges for services	1,907,935	-	1,907,935	2,305,634	397,699
Income from investments	97,500	-	97,500	127,891	30,391
Other	75,000	-	75,000	125,504	50,504
Total revenues	88,849,472	-	88,849,472	90,599,605	1,750,133
Other financing sources:					
Appropriation of fund balance	3,097,000	-	3,097,000	-	(3,097,000)
Appropriation of assigned fund balance	102,815	-	102,815	-	(102,815)
Appropriation of committed fund balance	1,000,000	-	1,000,000	-	(1,000,000)
Transfers in	422,272	-	422,272	3,298,024	2,875,752
Total other financing sources	4,622,087	-	4,622,087	3,298,024	(1,324,063)
Total revenues and other financing sources	93,471,559	-	93,471,559	93,897,629	426,070

See Notes to Required Supplementary Information.

(Continued)

Town of Monroe, Connecticut

Required Supplementary Information

General Fund
Schedule of Revenues, Other Financing Sources, Expenditures and Other Financing Uses
Budget and Actual
For the Year Ended June 30, 2022

	Original Budget	Additional Appropriations and Transfers	Final Budget	Actual	Variance with Final Budget
Expenditures					
General government:					
First selectman	\$ 183,748	\$ 2,500	\$ 186,248	\$ 171,102	\$ 15,146
Town attorney	260,500	-	260,500	212,297	48,203
Town council	5,300	-	5,300	2,160	3,140
Board of finance	234,186	(100,000)	134,186	50,665	83,521
Registrar of voters	124,950	-	124,950	103,346	21,604
Town clerk	181,017	2,485	183,502	183,502	-
Tax collector	193,341	672	194,013	187,470	6,543
Town treasurer	11,056	-	11,056	11,056	-
Boards and commissions	10,650	-	10,650	6,690	3,960
Senior citizen	275,866	4,357	280,223	240,615	39,608
Economic development	96,800	-	96,800	83,042	13,758
Engineering	222,145	-	222,145	186,554	35,591
Inland wetlands commission	86,976	-	86,976	44,079	42,897
Human resources - fringe benefits	5,420,028	(220,665)	5,199,363	4,932,017	267,346
Finance department	337,683	4,442	342,125	322,206	19,919
Technology	672,174	-	672,174	659,004	13,170
Assessor	248,230	2,957	251,187	218,450	32,737
Building inspection department	197,402	10,289	207,691	175,365	32,326
Planning and zoning department	291,948	(1,659)	290,289	231,879	58,410
Town hall maintenance	533,592	2,129	535,721	502,172	33,549
Special programs	149,949	-	149,949	140,784	9,165
Regional programs	54,812	-	54,812	53,312	1,500
Total general government	9,792,353	(292,493)	9,499,860	8,717,767	782,093
Public safety:					
Police department	432,000	6,566	438,566	436,286	2,280
Police personnel	5,145,692	8,507	5,154,199	4,804,332	349,867
Police operations	498,402	34,000	532,402	527,633	4,769
Animal control	146,852	4,857	151,709	121,561	30,148
Park ranger	78,564	1,449	80,013	45,316	34,697
Monroe fire department	273,383	-	273,383	273,383	-
Stevenson fire department	197,453	-	197,453	197,453	-
Stepney fire department	271,296	-	271,296	271,296	-
Water distribution system	643,290	-	643,290	617,037	26,253
Fire marshal	110,794	430	111,224	94,567	16,657
Emergency management	24,654	-	24,654	24,652	2
Emergency medical services	910,180	1,318	911,498	888,310	23,188
Total public safety	8,732,560	57,127	8,789,687	8,301,826	487,861
Public works:					
Public works administration	324,773	3,306	328,079	317,354	10,725
Highway administration	1,357,577	-	1,357,577	1,319,458	38,119
Snow removal	490,000	-	490,000	383,705	106,295
Road and building	1,025,140	56,000	1,081,140	1,059,476	21,664
Sanitation - solid waste	41,964	507	42,471	42,471	-
Sanitation - recycling	441,358	-	441,358	372,913	68,445
Total public works	3,680,812	59,813	3,740,625	3,495,377	245,248
Health and welfare:					
Health department	242,782	3,154	245,936	238,565	7,371
Department of social services	89,601	1,642	91,243	82,256	8,987
Total health and welfare	332,383	4,796	337,179	320,821	16,358

(Continued)

See Notes to Required Supplementary Information.

Town of Monroe, Connecticut

Required Supplementary Information

General Fund
Schedule of Revenues, Other Financing Sources, Expenditures and Other Financing Uses
Budget and Actual
For the Year Ended June 30, 2022

	Original Budget	Additional Appropriations and Transfers	Final Budget	Actual	Variance with Final Budget
Culture and recreation:					
Library	\$ 865,162	\$ 14,096	\$ 879,258	\$ 802,862	\$ 76,396
Recreation department	919,806	5,290	925,096	889,632	35,464
Total culture and recreation	1,784,968	19,386	1,804,354	1,692,494	111,860
Capital outlay:					
Special projects	2,000	-	2,000	-	2,000
Debt service	6,100,600	51,371	6,151,971	6,151,971	-
Education:					
Board of Education	61,521,068	-	61,521,068	60,595,068	926,000
Education expenditures	97,000	-	97,000	97,000	-
Education	61,618,068	-	61,618,068	60,692,068	926,000
Total expenditures	92,043,744	(100,000)	91,943,744	89,372,324	2,571,420
Other financing uses:					
Transfers out	1,427,815	100,000	1,527,815	527,815	1,000,000
Total expenditures and other financing uses	93,471,559	-	93,471,559	89,900,139	3,571,420
Excess (deficiency) of revenues and other financing sources over expenditures and other financing uses	\$ -	\$ -	\$ -	\$ 3,997,490	\$ 3,997,490

(Concluded)

See Notes to Required Supplementary Information.

Town of Monroe, Connecticut

**Notes to Required Supplementary Information
For the Year Ended June 30, 2022**

Budgets and Budgetary Accounting

The Town adheres to the following procedures in establishing the budgetary data included in the general fund financial statements. The operating budget, which is prepared by function and department, includes proposed expenditures and the means of financing them.

This budget is adopted on a basis consistent with Generally Accepted Accounting Principles (modified accrual basis) with the following exceptions:

1. The Town does not budget for as revenue or expenditures payments made for the State Teachers' pension and OPEB by State of Connecticut on the Town's behalf.
2. Certain funds that are required to be reported as part of the General Fund under the requirement of GASB No. 54.

<u>Reconciliation to Exhibit D</u>	<u>Revenues</u>	<u>Expenditures</u>
Budgetary Basis - RSI 1	\$ 90,599,605	\$ 89,372,324
State Teachers' Pension on behalf amount	8,566,594	8,566,594
State Teachers' OPEB on behalf amount	201,588	201,588
COVID-19 Fund	<u>95,944</u>	<u>52,203</u>
GAAP Basis - Exhibit D	<u>\$ 99,463,731</u>	<u>\$ 98,192,709</u>

The First Selectman prepares the final proposed budget and submits it to the annual budget referendum, which is held on the first Tuesday in April of each year. After the budget is approved at referendum, the Board of Finance meets to levy a tax on the grand list which will be sufficient to cover, together with other income or revenue surplus which is appropriated, the amounts appropriated and any revenue deficit of the Town.

The legal level of budgetary control (i.e., the level at which expenditures may not legally exceed appropriations) is the department level.

When an office, agency, board or commission, except for the Board of Education, needs to transfer funds in its appropriation from funds set apart for one specific purpose or another, the First Selectman makes the proposal to the Town Council who then may approve the transfer.

Upon request from the First Selectman, the Board of Finance may transfer any unencumbered appropriation, balance or portion thereof from one office, agency, board or commission to another after the First Selectman has notified the affected office or agency, board or commission. No transfers are to be made from any appropriations for debt service or other statutory charges.

The Board of Education is authorized under state law to make any transfers required within their budget at their discretion. Additionally, as required by the Charter, these transfers must be reported to the Board of Selectmen. Any additional appropriations must have Board of Education and Board of Selectmen approval and, if over one-half of one percent of the annual budget, Town Meeting approval.

The Board of Finance allows additional appropriations not to exceed one half of one mil of the grand list to cover unexpected conditions and requirements. The transfers shall be approved by the First Selectman, Town Council and the Board of Finance.

During the year there were no additional appropriations.

Town of Monroe, Connecticut
Required Supplementary Information
Town Retirement Income Plan
Last Nine Years (1)

	<u>2022</u>	<u>2021</u>	<u>2020</u>	<u>2019</u>	<u>2018</u>	<u>2017</u>	<u>2016</u>	<u>2015</u>	<u>2014</u>
Schedule of Changes in Net Pension Liability and Related Ratios									
Total pension liability:									
Service cost	\$ 307,957	\$ 323,429	\$ 316,466	\$ 347,759	\$ 339,442	\$ 320,580	\$ 279,200	\$ 268,462	\$ 258,136
Interest	987,990	942,320	898,005	879,883	835,744	933,432	880,508	802,505	760,256
Differences between expected and actual experience	-	(396,261)	-	(250,060)	-	(108,021)	32,827	(140,267)	-
Changes in assumptions	-	446,756	-	(134,918)	-	(687,325)	-	587,242	-
Benefit payments, including refunds of member contributions	(684,875)	(565,455)	(564,406)	(522,047)	(536,908)	(545,744)	(511,431)	(466,648)	(464,206)
Net change in total pension liability	611,072	750,789	650,065	320,617	638,278	(87,078)	681,104	1,051,294	554,186
Total pension liability - July 1	14,665,772	13,914,983	13,264,918	12,944,301	12,306,023	12,393,101	11,711,997	10,660,703	10,106,517
Total pension liability - June 30 (a)	<u>\$ 15,276,844</u>	<u>\$ 14,665,772</u>	<u>\$ 13,914,983</u>	<u>\$ 13,264,918</u>	<u>\$ 12,944,301</u>	<u>\$ 12,306,023</u>	<u>\$ 12,393,101</u>	<u>\$ 11,711,997</u>	<u>\$ 10,660,703</u>
Plan fiduciary net position:									
Contributions - employer	\$ 285,000	\$ 297,075	\$ 291,581	\$ 360,192	\$ 355,000	\$ 390,000	\$ 383,000	\$ 391,857	\$ 341,866
Contributions - member	117,726	134,982	147,083	143,319	142,277	144,665	145,302	137,917	137,271
Net investment income (loss)	(2,133,616)	3,508,816	(50,772)	669,078	782,543	1,100,157	43,338	399,506	1,265,162
Benefit payments, including refunds of member contributions	(684,875)	(565,455)	(564,406)	(522,047)	(536,908)	(545,744)	(511,431)	(466,648)	(464,206)
Administration	(18,229)	(23,376)	(25,110)	(29,636)	(37,605)	(6,323)	(22,358)	(30,021)	(58,327)
Net change in plan fiduciary net position	(2,433,994)	3,352,042	(201,624)	620,906	705,307	1,082,755	37,851	432,611	1,221,766
Plan fiduciary net position - July 1	15,799,845	12,447,803	12,649,427	12,028,521	11,323,214	10,240,459	10,202,608	9,769,997	8,548,231
Plan fiduciary net position - June 30 (b)	<u>\$ 13,365,851</u>	<u>\$ 15,799,845</u>	<u>\$ 12,447,803</u>	<u>\$ 12,649,427</u>	<u>\$ 12,028,521</u>	<u>\$ 11,323,214</u>	<u>\$ 10,240,459</u>	<u>\$ 10,202,608</u>	<u>\$ 9,769,997</u>
Net pension liability (asset) - June 30 (a)-(b)	<u>\$ 1,910,993</u>	<u>\$ (1,134,073)</u>	<u>\$ 1,467,180</u>	<u>\$ 615,491</u>	<u>\$ 915,780</u>	<u>\$ 982,809</u>	<u>\$ 2,152,642</u>	<u>\$ 1,509,389</u>	<u>\$ 890,706</u>
Plan fiduciary net position as a percentage of the total pension liability	<u>87.49%</u>	<u>107.73%</u>	<u>89.46%</u>	<u>95.36%</u>	<u>92.93%</u>	<u>92.01%</u>	<u>82.63%</u>	<u>87.11%</u>	<u>91.64%</u>
Covered payroll	<u>\$ 3,880,382</u>	<u>\$ 3,752,787</u>	<u>\$ 3,959,755</u>	<u>\$ 3,816,631</u>	<u>\$ 3,854,118</u>	<u>\$ 3,714,813</u>	<u>\$ 3,576,586</u>	<u>\$ 3,439,025</u>	<u>\$ 3,166,740</u>
Net pension liability (asset) as a percentage of covered payroll	<u>49.25%</u>	<u>(30.22%)</u>	<u>37.05%</u>	<u>16.13%</u>	<u>23.76%</u>	<u>26.46%</u>	<u>60.19%</u>	<u>43.89%</u>	<u>28.13%</u>
Schedule of Investment Returns									
Annual money weighted rate of return, net of investment expense	<u>(13.70%)</u>	<u>28.45%</u>	<u>(0.40%)</u>	<u>5.59%</u>	<u>6.81%</u>	<u>10.93%</u>	<u>0.43%</u>	<u>4.15%</u>	<u>15.10%</u>

(1) These schedules are intended to present information for 10 years. Additional years will be presented as they become available.

See Notes to Required Supplementary Information.

Town of Monroe, Connecticut
Required Supplementary Information

Town Retirement Income Plan
Schedule of Contributions
Last Ten Years

	<u>2022</u>	<u>2021</u>	<u>2020</u>	<u>2019</u>	<u>2018</u>	<u>2017</u>	<u>2016</u>	<u>2015</u>	<u>2014</u>	<u>2013</u>
Actuarially determined contributions	\$ 303,927	\$ 297,075	\$ 291,581	\$ 360,192	\$ 354,017	\$ 389,752	\$ 382,281	\$ 394,666	\$ 388,045	\$ 381,679
Contributions in relation to the actuarially determined contribution	<u>285,000</u>	<u>297,075</u>	<u>291,581</u>	<u>360,192</u>	<u>355,000</u>	<u>390,000</u>	<u>383,000</u>	<u>391,857</u>	<u>341,866</u>	<u>301,267</u>
Contribution excess (deficiency)	<u>\$ (18,927)</u>	<u>\$ -</u>	<u>\$ -</u>	<u>\$ -</u>	<u>\$ 983</u>	<u>\$ 248</u>	<u>\$ 719</u>	<u>\$ (2,809)</u>	<u>\$ (46,179)</u>	<u>\$ (80,412)</u>
Covered payroll	<u>\$ 3,880,382</u>	<u>\$ 3,752,787</u>	<u>\$ 3,959,755</u>	<u>\$ 3,816,631</u>	<u>\$ 3,854,118</u>	<u>\$ 3,714,813</u>	<u>\$ 3,576,586</u>	<u>\$ 3,439,025</u>	<u>\$ 3,166,740</u>	<u>\$ 2,732,999</u>
Contributions as a percentage of covered payroll	<u>7.34%</u>	<u>7.92%</u>	<u>7.36%</u>	<u>9.44%</u>	<u>9.21%</u>	<u>10.50%</u>	<u>10.71%</u>	<u>11.39%</u>	<u>10.80%</u>	<u>11.02%</u>

Town of Monroe, Connecticut

Notes to Required Supplementary Information

Town Retirement Income Plan
Schedule of Contributions
Last Nine Years (1)

	2022	2021	2020	2019	2018	2017	2016	2015	2014
Changes of Benefit Terms	None	None	None	None	None	None	None	None	None
The actuarially determined contribution rates are calculated as of	July 1, 2020	July 1, 2018	July 1, 2018	July 1, 2016	July 1, 2016	July 1, 2014	July 1, 2014	July 1, 2012	July 1, 2012
Actuarial methods and assumptions used to determine contribution rates:									
Actuarial Cost Method	Entry age normal	Entry age normal	Entry age normal	Entry age normal	Entry age normal	Entry age normal	Entry age normal	Entry age normal	Entry age normal
Amortization Method	Level percentage	Level percentage	Level percentage	Level percentage	Level percentage	Level percentage	Level percentage	Level dollar	Level dollar
Asset Valuation Method	5 year smoothing	5 year smoothing	5 year smoothing	5 year smoothing	5 year smoothing	5 year smoothing	5 year smoothing	5 year smoothing	5 year smoothing
Inflation	2.40%	2.75%	2.75%	2.75%	2.75%	3.00%	3.00%	3.00%	3.00%
Salary Increases	3.40%	3.75%	3.75%	3.75%	3.75%	4.00%	4.00%	4.00%	4.00%
Investment Rate of Return (Net)	6.75%	6.75%	6.75%	6.75%	6.75%	7.50%	7.50%	7.50%	7.50%
Mortality	Pub-2010 projected to valuation date with scale MP-2020	RP-2014 adjusted to 2006 total dataset mortality table projected to valuation date with scale MP-2018	RP-2014 adjusted to 2006 total dataset mortality table projected to valuation date with scale MP-2018	RP-2014 adjusted to 2006 total dataset mortality table projected to valuation date with scale MP-2016	RP-2014 adjusted to 2006 total dataset mortality table projected to valuation date with scale MP-2016	RP-2000 Mortality with no collar adjustment projected to valuation date with Scale MP-2014	RP-2000 Mortality with no collar adjustment projected to valuation date with Scale MP-2014	RP-2000 Mortality Table projected to the valuation date with scale AA	RP-2000 Mortality Table projected to the valuation date with scale AA

(1) These schedules are intended to present information for 10 years. Additional years will be presented as they become available.

100

Town of Monroe, Connecticut
Required Supplementary Information
Education Retirement Income Plan
Last Nine Years (1)

	<u>2022</u>	<u>2021</u>	<u>2020</u>	<u>2019</u>	<u>2018</u>	<u>2017</u>	<u>2016</u>	<u>2015</u>	<u>2014</u>
<u>Schedule of Changes in Net Pension Liability and Related Ratios</u>									
Total pension liability:									
Service cost	\$ 396,518	\$ 431,312	\$ 422,026	\$ 390,732	\$ 381,387	\$ 423,345	\$ 397,551	\$ 382,260	\$ 367,558
Interest	1,021,101	1,004,480	957,653	933,269	889,277	998,818	943,960	903,638	849,759
Differences between expected and actual experience	-	48,220	-	(206,638)	-	(133,712)	12,337	(857,153)	-
Changes in assumptions	-	(456,361)	-	(139,041)	-	(744,769)	-	673,066	-
Benefit payments, including refunds of member contributions	(770,895)	(723,124)	(668,242)	(629,157)	(627,400)	(660,562)	(636,276)	(524,668)	(503,012)
Net change in total pension liability	646,724	304,527	711,437	349,165	643,264	(116,880)	717,572	577,143	714,305
Total pension liability - July 1	15,110,052	14,805,525	14,094,088	13,744,923	13,101,659	13,218,539	12,500,967	11,923,824	11,209,519
Total pension liability - June 30 (a)	<u>\$ 15,756,776</u>	<u>\$ 15,110,052</u>	<u>\$ 14,805,525</u>	<u>\$ 14,094,088</u>	<u>\$ 13,744,923</u>	<u>\$ 13,101,659</u>	<u>\$ 13,218,539</u>	<u>\$ 12,500,967</u>	<u>\$ 11,923,824</u>
Plan fiduciary net position:									
Contributions - employer	\$ 375,000	\$ 345,033	\$ 339,015	\$ 356,474	\$ 350,342	\$ 385,429	\$ 367,541	\$ 367,541	\$ 349,519
Contributions - member	222,876	211,981	216,407	218,017	218,797	209,551	204,700	210,767	198,033
Net investment income (loss)	(2,099,675)	3,414,140	(107,020)	642,730	769,615	1,105,691	38,494	253,090	1,213,572
Benefit payments, including refunds of member contributions	(770,895)	(723,124)	(668,242)	(629,157)	(627,400)	(660,562)	(636,276)	(524,668)	(503,012)
Administration	(22,397)	(24,420)	(16,080)	(40,139)	(33,816)	(9,746)	(16,620)	(14,664)	-
Other	-	-	-	47,357	-	-	-	9,034	-
Net change in plan fiduciary net position	(2,295,091)	3,223,610	(235,920)	595,282	677,538	1,030,363	(42,161)	301,100	1,258,112
Plan fiduciary net position - July 1	15,572,167	12,348,557	12,584,477	11,989,195	11,311,657	10,281,294	10,323,455	10,022,355	8,764,243
Plan fiduciary net position - June 30 (b)	<u>\$ 13,277,076</u>	<u>\$ 15,572,167</u>	<u>\$ 12,348,557</u>	<u>\$ 12,584,477</u>	<u>\$ 11,989,195</u>	<u>\$ 11,311,657</u>	<u>\$ 10,281,294</u>	<u>\$ 10,323,455</u>	<u>\$ 10,022,355</u>
Net pension liability (asset) - June 30 (a)-(b)	<u>\$ 2,479,700</u>	<u>\$ (462,115)</u>	<u>\$ 2,456,968</u>	<u>\$ 1,509,611</u>	<u>\$ 1,755,728</u>	<u>\$ 1,790,002</u>	<u>\$ 2,937,245</u>	<u>\$ 2,177,512</u>	<u>\$ 1,901,469</u>
Plan fiduciary net position as a percentage of the total pension liability	<u>84.26%</u>	<u>103.06%</u>	<u>83.41%</u>	<u>89.29%</u>	<u>87.23%</u>	<u>86.34%</u>	<u>77.78%</u>	<u>82.58%</u>	<u>84.05%</u>
Covered payroll	<u>\$ 4,717,114</u>	<u>\$ 4,562,006</u>	<u>\$ 4,938,953</u>	<u>\$ 4,760,437</u>	<u>\$ 4,170,830</u>	<u>\$ 4,020,077</u>	<u>\$ 4,435,017</u>	<u>\$ 4,264,439</u>	<u>\$ 4,439,312</u>
Net pension liability (asset) as a percentage of covered payroll	<u>52.57%</u>	<u>(10.13%)</u>	<u>49.75%</u>	<u>31.71%</u>	<u>42.10%</u>	<u>44.53%</u>	<u>66.23%</u>	<u>51.06%</u>	<u>42.83%</u>
<u>Schedule of Investment Returns</u>									
Annual money weighted rate of return, net of investment expense	<u>(13.70%)</u>	<u>28.32%</u>	<u>(0.87%)</u>	<u>5.86%</u>	<u>6.74%</u>	<u>10.91%</u>	<u>0.38%</u>	<u>2.62%</u>	<u>13.80%</u>

(1) These schedules are intended to present information for 10 years. Additional years will be presented as they become available.

See Notes to Required Supplementary Information.

Town of Monroe, Connecticut
Required Supplementary Information
Education Retirement Income Plan
Schedule of Contributions
Last Ten Years

	<u>2022</u>	<u>2021</u>	<u>2020</u>	<u>2019</u>	<u>2018</u>	<u>2017</u>	<u>2016</u>	<u>2015</u>	<u>2014</u>	<u>2013</u>
Actuarially determined contributions	\$ 370,572	\$ 345,033	\$ 339,015	\$ 356,475	\$ 350,452	\$ 385,429	\$ 376,663	\$ 356,619	\$ 349,519	\$ 357,276
Contributions in relation to the actuarially determined contribution	<u>375,000</u>	<u>345,033</u>	<u>339,015</u>	<u>356,474</u>	<u>350,342</u>	<u>385,429</u>	<u>367,541</u>	<u>367,541</u>	<u>349,519</u>	<u>357,276</u>
Contribution excess (deficiency)	<u>\$ 4,428</u>	<u>\$ -</u>	<u>\$ -</u>	<u>\$ (1)</u>	<u>\$ (110)</u>	<u>\$ -</u>	<u>\$ (9,122)</u>	<u>\$ 10,922</u>	<u>\$ -</u>	<u>\$ -</u>
Covered payroll	<u>\$ 4,717,114</u>	<u>\$ 4,562,006</u>	<u>\$ 4,938,953</u>	<u>\$ 4,760,437</u>	<u>\$ 4,170,830</u>	<u>\$ 4,020,077</u>	<u>\$ 4,435,017</u>	<u>\$ 4,264,439</u>	<u>\$ 4,439,312</u>	<u>N/A</u>
Contributions as a percentage of covered payroll	<u>7.95%</u>	<u>7.56%</u>	<u>6.86%</u>	<u>7.49%</u>	<u>8.40%</u>	<u>9.59%</u>	<u>8.29%</u>	<u>8.62%</u>	<u>7.87%</u>	<u>N/A</u>

102 N/A - Not available

See Notes to Required Supplementary Information.

Town of Monroe, Connecticut
Notes to Required Supplementary Information
Education Retirement Income Plan
Schedule of Contributions
Last Nine Years (1)

	2022	2021	2020	2019	2018	2017	2016	2015	2014
Changes of Benefit Terms	None	None	None	None	None	None	None	None	None
The actuarially determined contribution rates are calculated as of	July 1, 2020	July 1, 2018	July 1, 2018	July 1, 2016	July 1, 2016	July 1, 2014	July 1, 2014	July 1, 2012	July 1, 2012
Actuarial methods and assumptions used to determine contribution rates:									
Actuarial Cost Method	Entry age normal	Entry age normal	Entry age normal	Entry age normal	Entry age normal	Entry age normal	Entry age normal	Entry age normal	Entry age normal
Amortization Method	Level percentage	Level percentage	Level percentage	Level percentage	Level percentage	Level percentage	Level percentage	Level dollar	Level dollar
Asset Valuation Method	5 year smoothing	5 year smoothing	5 year smoothing	5 year smoothing	5 year smoothing	5 year smoothing	5 year smoothing	5 year smoothing	5 year smoothing
Inflation	2.40%	2.75%	2.75%	2.75%	2.75%	3.00%	3.00%	3.00%	3.00%
Salary Increases	3.40%	3.75%	3.75%	3.75%	3.75%	4.00%	4.00%	4.00%	4.00%
Investment Rate of Return (Net)	6.75%	6.75%	6.75%	6.75%	6.75%	7.50%	7.50%	7.50%	7.50%
Mortality	Pub-2010 projected to valuation date with scale MP-2020	RP-2014 adjusted to 2006 total dataset mortality table projected to valuation date with scale MP-2018	RP-2014 adjusted to 2006 total dataset mortality table projected to valuation date with scale MP-2018	RP-2014 adjusted to 2006 total dataset mortality table projected to valuation date with scale MP-2016	RP-2014 adjusted to 2006 total dataset mortality table projected to valuation date with scale MP-2016	RP-2000 Mortality with no collar adjustments projected to valuation date with Scale MP-2014	RP-2000 Mortality with no collar adjustments projected to valuation date with Scale MP-2014	RP-2000 Mortality Table projected to the valuation date with Scale AA	RP-2000 Mortality Table projected to the valuation date with Scale AA

(1) These schedules are intended to present information for 10 years. Additional years will be presented as they become available.

103

Town of Monroe, Connecticut

Required Supplementary Information

**Connecticut Municipal Employees' Retirement System
Police Officers and Firefighters With Social Security Sub Plan
Last Eight Years (1)**

	<u>2022</u>	<u>2021</u>	<u>2020</u>	<u>2019</u>	<u>2018</u>	<u>2017</u>	<u>2016</u>	<u>2015</u>
<u>Schedule of Proportionate Share of the Net Pension Liability</u>								
Town's proportion of the net pension liability	<u>8.053424%</u>	<u>7.829227%</u>	<u>8.825715%</u>	<u>7.988970%</u>	<u>8.332825%</u>	<u>8.332825%</u>	<u>8.754860%</u>	<u>8.754860%</u>
Town's proportionate share of the net pension liability	<u>\$4,058,872</u>	<u>\$ 6,460,938</u>	<u>\$ 6,430,746</u>	<u>\$ 5,427,638</u>	<u>\$ 3,331,755</u>	<u>\$ 3,895,673</u>	<u>\$ 2,678,744</u>	<u>\$ 2,116,810</u>
Town's covered payroll	<u>\$3,763,367</u>	<u>\$ 3,482,952</u>	<u>\$ 3,919,896</u>	<u>\$ 4,525,278</u>	<u>\$ 3,858,797</u>	<u>\$ 3,858,797</u>	<u>\$ 3,507,399</u>	<u>\$ 3,507,399</u>
Town's proportionate share of the net pension liability as a percentage of its covered payroll	<u>107.85%</u>	<u>185.50%</u>	<u>164.05%</u>	<u>119.94%</u>	<u>86.34%</u>	<u>100.96%</u>	<u>76.37%</u>	<u>60.35%</u>
Total plan fiduciary net position as a percentage of the total pension liability	<u>82.59%</u>	<u>71.18%</u>	<u>72.69%</u>	<u>73.60%</u>	<u>91.68%</u>	<u>88.29%</u>	<u>92.75%</u>	<u>90.48%</u>
<u>Schedule of Contributions</u>								
Contractually required contribution	\$ 890,076	\$ 694,827	\$ 809,775	\$ 706,224	\$ 645,577	\$ 645,577	\$ 633,992	\$ 608,354
Contributions in relation to the contractually required contribution	<u>890,076</u>	<u>694,827</u>	<u>809,775</u>	<u>706,224</u>	<u>645,577</u>	<u>645,577</u>	<u>633,992</u>	<u>608,354</u>
Contribution deficiency (excess)	<u>\$ -</u>	<u>\$ -</u>	<u>\$ -</u>	<u>\$ -</u>	<u>\$ -</u>	<u>\$ -</u>	<u>\$ -</u>	<u>\$ -</u>
Town's covered payroll	<u>\$3,964,704</u>	<u>\$ 3,316,597</u>	<u>\$ 4,059,023</u>	<u>\$ 4,122,732</u>	<u>\$ 3,768,692</u>	<u>\$ 3,858,799</u>	<u>\$ 3,789,552</u>	<u>\$ 3,586,993</u>
Contributions as a percentage of covered payroll	<u>22.45%</u>	<u>20.95%</u>	<u>19.95%</u>	<u>17.13%</u>	<u>17.13%</u>	<u>16.73%</u>	<u>16.73%</u>	<u>16.96%</u>

(1) This schedule is intended to present information for 10 years. Additional years will be presented as the information becomes available.

See Notes to Required Supplementary Information.

Town of Monroe, Connecticut

Notes to Required Supplementary Information

Connecticut Municipal Employees' Retirement System
Schedule of Contributions
Last Eight Years (1)

	2022	2021	2020	2019	2018	2017	2016	2015
Changes of Benefit Terms	None	None	None	None	None	None	None	None
The actuarially determined contribution rates are calculated as of	June 30, 2021	June 30, 2020	June 30, 2019	June 30, 2018	June 30, 2016	June 30, 2016	June 30, 2014	June 30, 2014
Actuarial methods and assumptions used to determine contribution rates:								
Actuarial Cost Method	Entry age	Entry age	Entry age	Entry age	Entry age	Entry age	Entry age	Entry age
Amortization Method	Level dollar, closed	Level dollar, closed	Level dollar, closed	Level dollar, closed	Level dollar, closed	Level dollar, closed	Level dollar, closed	Level dollar, closed
Remaining Amortization Period	18 years	19 years	20 years	21 years	23 years	23 years	25 years	25 years
Asset Valuation Method	5 year smoothing	5 year smoothing	5 year smoothing	5 year smoothing	5 year smoothing	5 year smoothing	5 year smoothing	5 year smoothing
Inflation	2.50%	2.50%	2.50%	2.50%	3.25%	3.25%	3.25%	3.25%
Salary Increases	3.50%-10.00%, average, including inflation	3.50%-10.00%, average, including inflation	3.50%-10.00%, average, including inflation	3.50%-10.00%, average, including inflation	4.25%-11.00%, average, including inflation	4.25%-11.00%, average, including inflation	4.25%-11.00%, average, including inflation	4.25%-11.00%, average, including inflation
Cost-of-Living Adjustments	After January 1, 2002, 2.5% minimum Prior to January 1, 2002, 2.5% up to age 65. 3.25% afterwards	After January 1, 2002, 2.5% minimum Prior to January 1, 2002, 2.5% up to age 65. 3.25% afterwards	After January 1, 2002, 2.5% minimum Prior to January 1, 2002, 2.5% up to age 65. 3.25% afterwards	After January 1, 2002, 2.5% minimum Prior to January 1, 2002, 2.5% up to age 65. 3.25% afterwards	After January 1, 2002, 2.5% minimum Prior to January 1, 2002, 2.5% up to age 65. 3.25% afterwards	After January 1, 2002, 2.5% minimum Prior to January 1, 2002, 2.5% up to age 65. 3.25% afterwards	After January 1, 2002, 2.5% minimum Prior to January 1, 2002, 2.5% up to age 65. 3.25% afterwards	After January 1, 2002, 2.5% minimum Prior to January 1, 2002, 2.5% up to age 65. 3.25% afterwards
Social Security Wage Base	3.00%	3.00%	3.00%	3.00%	3.50%	3.50%	3.50%	3.50%
Investment Rate of Return (Net)	7.00%	7.00%	7.00%	7.00%	8.00%	8.00%	8.00%	8.00%
Mortality	General Employees: RP-2014 Combined Mortality Table adjusted to 2006 and projected to 2015 with Scale MP-2017 and projected to 2022 with Scale BB Police and Fire: RP-2014 Blue Collar Mortality Table adjusted to 2006 projected to 2015 with Scale MP-2017 and projected to 2022 with Scale BB	General Employees: RP-2014 Combined Mortality Table adjusted to 2006 and projected to 2015 with Scale MP-2017 and projected to 2022 with Scale BB Police and Fire: RP-2014 Blue Collar Mortality Table adjusted to 2006 projected to 2015 with Scale MP-2017 and projected to 2022 with Scale BB	General Employees: RP-2014 Combined Mortality Table adjusted to 2006 and projected to 2015 with Scale MP-2017 and projected to 2022 with Scale BB Police and Fire: RP-2014 Blue Collar Mortality Table adjusted to 2006 projected to 2015 with Scale MP-2017 and projected to 2022 with Scale BB	General Employees: RP-2014 Combined Mortality Table adjusted to 2006 and projected to 2015 with Scale MP-2017 and projected to 2022 with Scale BB Police and Fire: RP-2014 Blue Collar Mortality Table adjusted to 2006 projected to 2015 with Scale MP-2017 and projected to 2022 with Scale BB	RP-2000 Combined Mortality Table projected 19 years using scale AA Police and Fire: RP-2014 Blue Collar Mortality Table adjusted to 2006 projected to 2015 with Scale MP-2017 and projected to 2022 with Scale BB	RP-2000 Combined Mortality Table projected 19 years using scale AA Police and Fire: RP-2014 Blue Collar Mortality Table adjusted to 2006 projected to 2015 with Scale MP-2017 and projected to 2022 with Scale BB	RP-2000 Combined Mortality Table projected 19 years using scale AA Police and Fire: RP-2014 Blue Collar Mortality Table adjusted to 2006 projected to 2015 with Scale MP-2017 and projected to 2022 with Scale BB	RP-2000 Combined Mortality Table projected 19 years using scale AA Police and Fire: RP-2014 Blue Collar Mortality Table adjusted to 2006 projected to 2015 with Scale MP-2017 and projected to 2022 with Scale BB

(1) This schedule is intended to present information for 10 years. Additional years will be presented as the information becomes available.

Town of Monroe, Connecticut
 Required Supplementary Information
 Connecticut State Teachers' Retirement System
 Last Eight Years (3)

	<u>2022</u>	<u>2021</u>	<u>2020</u>	<u>2019</u>	<u>2018</u>	<u>2017</u>	<u>2016</u>	<u>2015</u>
<u>Schedule of Proportionate Share of the Net Pension Liability</u>								
Town's proportion of the net pension liability	0.00%	0.00%	0.00%	0.00%	0.00%	0.00%	0.00%	0.00%
Town's proportionate share of the net pension liability	\$ -	\$ -	\$ -	\$ -	\$ -	\$ -	\$ -	\$ -
State of Connecticut's proportionate share of the net pension liability associated with the Town	102,307,293	129,174,493	114,804,732	88,521,118	94,485,584	99,683,015	76,967,634	71,141,153
Total	<u>\$ 102,307,293</u>	<u>\$ 129,174,493</u>	<u>\$ 114,804,732</u>	<u>\$ 88,521,118</u>	<u>\$ 94,485,584</u>	<u>\$ 99,683,015</u>	<u>\$ 76,967,634</u>	<u>\$ 71,141,153</u>
Town's covered payroll	<u>(2)</u>	<u>(2)</u>	<u>(2)</u>	<u>(2)</u>	<u>(2)</u>	<u>(2)</u>	<u>(2)</u>	<u>(2)</u>
Town's proportionate share of the net pension liability as a percentage of its covered payroll	<u>0.00%</u>	<u>0.00%</u>	<u>0.00%</u>	<u>0.00%</u>	<u>0.00%</u>	<u>0.00%</u>	<u>0.00%</u>	<u>0.00%</u>
Plan fiduciary net position as a percentage of the total pension liability	<u>60.77%</u>	<u>49.24%</u>	<u>52.00%</u>	<u>57.69%</u>	<u>55.93%</u>	<u>52.26%</u>	<u>59.50%</u>	<u>61.51%</u>
<u>Schedule of Contributions</u>								
Contractually required contribution (1)	\$ -	\$ -	\$ -	\$ -	\$ -	\$ -	\$ -	\$ -
Contributions in relation to the contractually required contribution	-	-	-	-	-	-	-	-
Contribution deficiency (excess)	<u>\$ -</u>	<u>\$ -</u>	<u>\$ -</u>	<u>\$ -</u>	<u>\$ -</u>	<u>\$ -</u>	<u>\$ -</u>	<u>\$ -</u>
Town's covered payroll	<u>(2)</u>	<u>(2)</u>	<u>(2)</u>	<u>(2)</u>	<u>(2)</u>	<u>(2)</u>	<u>(2)</u>	<u>(2)</u>
Contributions as a percentage of covered payroll	<u>0.00%</u>	<u>0.00%</u>	<u>0.00%</u>	<u>0.00%</u>	<u>0.00%</u>	<u>0.00%</u>	<u>0.00%</u>	<u>0.00%</u>

- (1) Local employers are not required to contribute to the plan.
- (2) Not applicable since 0% proportional share of the net pension liability.
- (3) These schedules are intended to present information for 10 years. Additional years will be presented as they become available.

106

See Notes to Required Supplementary Information.

Town of Monroe, Connecticut

Notes to Required Supplementary Information

Connecticut State Teachers' Retirement System
Schedule of Contributions
Last Eight Years (1)

	2022	2021	2020	2019	2018	2017	2016	2015
Changes of Benefit Terms	None	None	None	Beginning January 1, 2018, member contributions increased from 6.00% to 7.00% of salary	None	None	None	None
The actuarially determined contribution rates are calculated as of	June 30, 2020	June 30, 2020	June 30, 2018	June 30, 2018	June 30, 2016	June 30, 2016	June 30, 2014	June 30, 2014
Actuarial methods and assumptions used to determine contribution rates:								
Actuarial Cost Method	Entry age	Entry age	Entry age	Entry age	Entry age	Entry age	Entry age	Entry age
Amortization Method	Level percent of salary, closed, grading to a level dollar	Level percent of salary, closed, grading to a level dollar	Level percent of salary, closed, grading to a level dollar	Level percent of salary, closed, grading to a level dollar	Level percent of salary, closed	Level percent of salary, closed	Level percent of salary, closed	Level percent of salary, closed
Remaining Amortization Period	27.8 years	27.8 years	30 years	30 years	20.4 years	20.4 years	21.4 years	22.4 years
Asset Valuation Method	4 year smoothing	4 year smoothing	4 year smoothing	4 year smoothing	4 year smoothing	4 year smoothing	4 year smoothing	4 year smoothing
Inflation	2.50%	2.50%	2.50%	2.75%	2.75%	2.75%	3.00%	3.00%
Salary Increases	3.00%-6.50%, average, including inflation	3.00%-6.50%, average, including inflation	3.25%-6.50%, average, including inflation	3.25%-6.50%, average, including inflation	3.25%-6.50%, average, including inflation	3.25%-6.50%, average, including inflation	3.75%-7.00%, average, including inflation	3.75%-7.00%, average, including inflation
Cost-of-Living Adjustments	1.75%-3.00% based on retirement date	1.75%-3.00% based on retirement date	1.75%-3.00% based on retirement date	1.75%-3.00% based on retirement date	1.75%-3.00% based on retirement date	1.75%-3.00% based on retirement date	2.00%-3.00% based on retirement date	2.00%-3.00% based on retirement date
Investment Rate of Return (Net)	6.90%	6.90%	6.90%	8.00%	8.00%	8.00%	8.00%	8.00%
Mortality	PubT-2010 Table projected generationally with MP-2019	PubT-2010 Table projected generationally with MP-2019	RP-2014 White Collar table projected to the year 2020 using the BB improvement scale	RP-2014 White Collar table projected to the year 2020 using the BB improvement scale	RP-2014 White Collar table projected to the year 2020 using the BB improvement scale	RP-2014 White Collar table projected to the year 2020 using the BB improvement scale	RP-2000 Combined Mortality Table projected 19 years using scale AA	RP-2000 Combined Mortality Table projected 19 years using scale AA

(1) This schedule is intended to present information for 10 years. Additional years will be presented as they become available.

Town of Monroe, Connecticut

Required Supplementary Information

Police Other Post-Employment Benefit ("OPEB") Plan
Last Six Years (1)

2022 2021 2020 2019 2018 2017

Schedule of Changes in Net OPEB Liability and Related Ratios

Total OPEB liability:						
Service cost	\$ 154,613	\$ 119,809	\$ 121,080	\$ 141,451	\$ 134,375	\$ 130,779
Interest	188,411	149,541	145,481	167,658	153,598	138,377
Differences between expected and actual experience	(94,439)	58,158	(144,343)	(394,118)	(35,893)	(11,163)
Changes in assumptions	-	277,870	-	(70,766)	-	-
Benefit payments, including refunds of member contributions	<u>(37,928)</u>	<u>(46,316)</u>	<u>(70,294)</u>	<u>(68,687)</u>	<u>(33,631)</u>	<u>(49,256)</u>
Net change in total OPEB liability	210,657	559,062	51,924	(224,462)	218,449	208,737
Total OPEB liability - July 1	<u>2,762,677</u>	<u>2,203,615</u>	<u>2,151,691</u>	<u>2,376,153</u>	<u>2,157,704</u>	<u>1,948,967</u>
Total OPEB liability - June 30 (a)	<u>\$ 2,973,334</u>	<u>\$ 2,762,677</u>	<u>\$ 2,203,615</u>	<u>\$ 2,151,691</u>	<u>\$ 2,376,153</u>	<u>\$ 2,157,704</u>
Plan fiduciary net position:						
Contributions - employer	223,530	181,755	205,258	256,555	223,631	189,896
Contributions - member	88,028	85,924	84,510	83,915	72,824	33,807
Net investment income (loss)	(274,769)	336,106	32,594	49,708	5,332	297
Benefit payments, including refunds of member contributions	(37,928)	(46,316)	(70,294)	(68,687)	(33,631)	(49,256)
Administrative expenses	<u>(3,000)</u>	<u>(9,900)</u>	<u>(2,800)</u>	<u>(12,000)</u>	<u>-</u>	<u>-</u>
Net change in plan fiduciary net position	(4,139)	547,569	249,268	309,491	268,156	174,744
Plan fiduciary net position - July 1	<u>1,801,566</u>	<u>1,253,997</u>	<u>1,004,729</u>	<u>695,238</u>	<u>427,082</u>	<u>252,338</u>
Plan fiduciary net position - June 30 (b)	<u>\$ 1,797,427</u>	<u>\$ 1,801,566</u>	<u>\$ 1,253,997</u>	<u>\$ 1,004,729</u>	<u>\$ 695,238</u>	<u>\$ 427,082</u>
Net OPEB liability - June 30 (a)-(b)	<u>\$ 1,175,907</u>	<u>\$ 961,111</u>	<u>\$ 949,618</u>	<u>\$ 1,146,962</u>	<u>\$ 1,680,915</u>	<u>\$ 1,730,622</u>
Plan fiduciary net position as a percentage of the total OPEB liability	<u>60.45%</u>	<u>65.21%</u>	<u>56.91%</u>	<u>46.69%</u>	<u>29.26%</u>	<u>19.79%</u>
Covered payroll	<u>\$ 3,306,143</u>	<u>\$ 3,197,430</u>	<u>\$ 3,518,717</u>	<u>\$ 3,399,727</u>	<u>\$ 3,377,844</u>	<u>\$ 3,287,439</u>
Net OPEB liability as a percentage of covered payroll	<u>35.57%</u>	<u>30.06%</u>	<u>26.99%</u>	<u>33.74%</u>	<u>49.76%</u>	<u>52.64%</u>

Schedule of Investment Returns

Annual money-weighted rate of return, net of investment expenses	<u>(14.92%)</u>	<u>40.72%</u>	<u>3.13%</u>	<u>6.81%</u>	<u>1.60%</u>	<u>0.09%</u>
--	-----------------	---------------	--------------	--------------	--------------	--------------

(1) This schedule is intended to present information for 10 years. Additional years will be presented as they become available.

See Notes to Required Supplementary Information.

Town of Monroe, Connecticut

Required Supplementary Information

Police Other Post Employment Benefit ("OPEB") Plan
Schedule of Contributions
Last Ten Years

	<u>2022</u>	<u>2021</u>	<u>2020</u>	<u>2019</u>	<u>2018</u>	<u>2017</u>	<u>2016</u>	<u>2015</u>	<u>2014</u>	<u>2013</u>
Actuarially determined contributions	\$ 181,755	\$ 181,755	\$ 134,964	\$ 187,868	\$ 186,574	\$ 109,498	\$ 106,000	\$ 179,057	\$ 175,750	\$ 162,881
Contributions in relation to the actuarially determined contribution	<u>223,530</u>	<u>181,755</u>	<u>205,258</u>	<u>256,555</u>	<u>223,631</u>	<u>189,896</u>	<u>94,479</u>	<u>27,390</u>	<u>31,212</u>	<u>46,500</u>
Contribution excess (deficiency)	<u>\$ 41,775</u>	<u>\$ -</u>	<u>\$ 70,294</u>	<u>\$ 68,687</u>	<u>\$ 37,057</u>	<u>\$ 80,398</u>	<u>\$ (11,521)</u>	<u>\$ (151,667)</u>	<u>\$ (144,538)</u>	<u>\$ (116,381)</u>
Covered payroll	<u>\$ 3,306,143</u>	<u>\$ 3,197,430</u>	<u>\$ 3,518,717</u>	<u>\$ 3,399,727</u>	<u>\$ 3,377,844</u>	<u>\$ 3,287,439</u>	<u>\$ 3,129,570</u>	<u>\$ 3,129,570</u>	<u>\$ 2,732,999</u>	<u>\$ 2,732,999</u>
Contributions as a percentage of covered payroll	<u>6.76%</u>	<u>5.68%</u>	<u>5.83%</u>	<u>7.55%</u>	<u>6.62%</u>	<u>5.78%</u>	<u>3.02%</u>	<u>0.88%</u>	<u>1.14%</u>	<u>1.70%</u>

Town of Monroe, Connecticut

Notes to Required Supplementary Information

Police Other Post Employment Benefits ("OPEB") Plan
Schedule of Contributions
Last Six Years (1)

	2022	2021	2020	2019	2018	2017
Changes of Benefit Terms	None	None	None	None	None	None
The actuarially determined contribution rates are calculated as of	July 1, 2020	July 1, 2018	July 1, 2018	July 1, 2016	July 1, 2016	July 1, 2014
Actuarial methods and assumptions used to determine contribution rates:						
Actuarial Cost Method	Entry age normal	Entry age normal	Entry age normal	Entry age normal	Entry age normal	Projected unit credit
Amortization Method	Level percentage	Level percentage	Level percentage	Level percentage	Level percentage	Level dollar
Asset Valuation Method	Fair value	Fair value	Fair value	Fair value	Fair value	Fair value
Inflation	2.40%	2.50%	2.50%	2.75%	2.75%	N/A
Salary Increases	3.40%	3.50%	3.50%	3.75%	3.75%	N/A
Investment Rate of Return (Net)	6.50%	6.75%	6.75%	6.75%	6.75%	7.00%
Mortality	Pub-2010 mortality table projected to valuation date with scale MP-2020	RP-2014 adjusted to 2006 total dataset mortality table projected to valuation date with scale MP-2018	RP-2014 adjusted to 2006 total dataset mortality table projected to valuation date with scale MP-2018	RP-2014 adjusted to 2006 total dataset mortality table projected to valuation date with scale MP-2016	RP-2014 adjusted to 2006 total dataset mortality table projected to valuation date with scale MP-2016	RP-2000 projected to the valuation date with Scale BB

(1) These schedules are intended to present information for 10 years. Additional years will be presented as they become available.

N/A - Not Available

110

Town of Monroe, Connecticut

Required Supplementary Information

**Education Other Post-Employment Benefit ("OPEB") Plan
Schedule of Changes in the OPEB Liability and Related Ratios
Last Five Years (2)**

	<u>2022</u>	<u>2021</u>	<u>2020</u>	<u>2019</u>	<u>2018</u>
OPEB liability:					
Service cost	\$ 425,330	\$ 569,848	\$ 425,078	\$ 325,702	\$ 326,852
Interest	332,636	307,705	414,750	395,786	370,243
Differences between expected and actual experience	(315,852)	469,933	(270,621)	742,226	(22,271)
Changes in assumptions	(2,224,016)	535,184	1,669,901	407,507	(314,406)
Benefit payments, including refunds of member contributions	<u>(255,253)</u>	<u>(267,892)</u>	<u>(284,797)</u>	<u>(475,936)</u>	<u>(472,843)</u>
Net change in total OPEB liability	(2,037,155)	1,614,778	1,954,311	1,395,285	(112,425)
OPEB liability - July 1	<u>15,101,413</u>	<u>13,486,635</u>	<u>11,532,324</u>	<u>10,137,039</u>	<u>10,249,464</u>
OPEB liability - June 30 (1)	<u>\$ 13,064,258</u>	<u>\$ 15,101,413</u>	<u>\$ 13,486,635</u>	<u>\$ 11,532,324</u>	<u>\$ 10,137,039</u>
Covered-employee payroll	<u>\$ 37,046,988</u>	<u>\$ 36,178,699</u>	<u>\$ 36,351,008</u>	<u>\$ 35,429,832</u>	<u>\$ 33,795,006</u>
Total OPEB liability as a percentage of covered-employee payroll	<u>35.26%</u>	<u>41.74%</u>	<u>37.10%</u>	<u>32.55%</u>	<u>30.00%</u>

(1) There are no assets that are being accumulated in a trust that meets the criteria in GASB No. 75 to pay benefits

(2) This schedule is intended to present information for 10 years. Additional years will be presented as they become available.

Town of Monroe, Connecticut

Required Supplementary Information

Connecticut State Teachers' Retirement Board Retiree Health Insurance Plan
Last Five Years (3)

	<u>2022</u>	<u>2021</u>	<u>2020</u>	<u>2019</u>	<u>2018</u>
<u>Schedule of Proportionate Share of the Net OPEB Liability</u>					
Town's proportion of the net OPEB liability	<u>0.00%</u>	<u>0.00%</u>	<u>0.00%</u>	<u>0.00%</u>	<u>0.00%</u>
Town's proportionate share of the collective net OPEB liability	\$ -	\$ -	\$ -	\$ -	\$ -
State of Connecticut's proportionate share of the net OPEB liability associated with the Town	<u>11,146,192</u>	<u>19,266,380</u>	<u>17,904,446</u>	<u>17,695,969</u>	<u>24,319,519</u>
Total	<u>\$ 11,146,192</u>	<u>\$ 19,266,380</u>	<u>\$ 17,904,446</u>	<u>\$ 17,695,969</u>	<u>\$ 24,319,519</u>
Town's covered payroll	<u>(2)</u>	<u>(2)</u>	<u>(2)</u>	<u>(2)</u>	<u>(2)</u>
Town's proportionate share of the net OPEB liability as a percentage of its covered payroll	<u>0.00%</u>	<u>0.00%</u>	<u>0.00%</u>	<u>0.00%</u>	<u>0.00%</u>
Plan fiduciary net position as a percentage of the total OPEB liability	<u>6.11%</u>	<u>2.50%</u>	<u>2.08%</u>	<u>1.49%</u>	<u>1.79%</u>

Schedule of Contributions

Contractually required contribution (1)	\$ -	\$ -	\$ -	\$ -	\$ -
Contributions in relation to the contractually required contribution	-	-	-	-	-
Contribution deficiency (excess)	<u>\$ -</u>	<u>\$ -</u>	<u>\$ -</u>	<u>\$ -</u>	<u>\$ -</u>
Town's covered payroll	<u>(2)</u>	<u>(2)</u>	<u>(2)</u>	<u>(2)</u>	<u>(2)</u>
Contributions as a percentage of covered payroll	<u>0.00%</u>	<u>0.00%</u>	<u>0.00%</u>	<u>0.00%</u>	<u>0.00%</u>

(1) Local employers are not required to contribute to the plan

(2) Not applicable since 0% proportional share of the net OPEB liability

(3) These schedules are intended to present information for 10 years. Additional years will be presented as they become available.

See Notes to Required Supplementary Information.

Town of Monroe, Connecticut

Notes to Required Supplementary Information

Connecticut State Teachers' Retirement Board Retiree Health Insurance Plan
Schedule of Contributions
Last Five Years (1)

	2022	2021	2020	2019	2018
Changes of Benefit Terms	None	None	None	None	None
The actuarially determined contribution rates are calculated as of	June 30, 2020	June 30, 2020	June 30, 2018	June 30, 2018	June 30, 2016
Actuarial methods and assumptions used to determine contribution rates:					
Actuarial Cost Method	Entry age	Entry age	Entry age	Entry age	Entry age
Amortization Method	Level percentage, closed	Level percentage, closed	Level percentage, open	Level percentage, open	Level percentage, open
Amortization Period	30 years	30 years	30 years	30 years	30 years
Asset Valuation Method	Fair Value	Fair Value	Fair Value	Fair Value	Fair Value
Inflation	2.50%	2.50%	2.75%	2.75%	2.75%
Healthcare Inflation Rate	Initial 5.125% decreasing to 4.50% (ultimate) by 2023	Initial 5.125% decreasing to 4.50% (ultimate) by 2023	Initial 5.95% decreasing to 4.75% (ultimate) by 2025	Initial 5.95% decreasing to 4.75% (ultimate) by 2025	Initial 7.25% decreasing to 5.00% (ultimate) by 2022
Salary Increases	3.00% to 6.50%, including inflation	3.00% to 6.50%, including inflation	3.25% to 6.50%, including inflation	3.25% to 6.50%, including inflation	3.25% to 6.50%, including inflation
Investment Rate of Return (Net)	3.00%	3.00%	3.00%	3.00%	4.25%
Mortality	PubT-2010 Table projected generationally with MP-2019	PubT-2010 Table projected generationally with MP-2019	RP-2014 White Collar table projected to the year 2020 using the BB improvement scale	RP-2014 White Collar table projected to the year 2020 using the BB improvement scale	RP-2014 White Collar table projected to the year 2020 using the BB improvement scale

(1) These schedules are intended to present information for 10 years. Additional years will be presented as they become available.

113

Supplemental Schedules

General Fund

The general fund is the principal fund of the Town and is used to account for all activities of the Town, except those required to be accounted for in another fund. The general fund accounts for the normal recurring activities of the Town (i.e., general government, public safety, public works, health and welfare, culture and recreation, education, etc.). These activities are funded principally by property taxes, user fees and grants from other governmental units.

For reporting in accordance with generally accepted accounting principles, the general fund includes certain funds that are required to be reported as part of the general fund under the requirements of GASB No. 54.

Fund	Funding Source	Function
Special Education Fund	Transfers in	Funding of unanticipated fluctuations in special education expenditures
Emergency Disaster Relief Fund	Transfers in	Funding of emergency disaster relief
Legal Reserve Fund	Transfers in	Funding of legal liabilities
COVID-19 Fund	Grants and contributions	Funding of COVID-19 relief

Town of Monroe, Connecticut

General Fund
Combining Balance Sheet
June 30, 2022

114

	General Fund	Special Education Fund	Emergency Disaster Relief Fund	Legal Reserve Fund	COVID-19 Fund	Total General Fund
<u>Assets</u>						
Cash	\$ 159,304	\$ -	\$ -	\$ -	\$ -	\$ 159,304
Investments	36,029,425	1,000,000	500,000	112,815	73,339	37,715,579
Restricted investments	1,049,736	-	-	-	-	1,049,736
Receivables (net):						
Property taxes	1,651,968	-	-	-	-	1,651,968
Accounts	183,942	-	-	-	-	183,942
Leases	3,159,091	-	-	-	-	3,159,091
Due from other funds	1,206,804	-	-	-	-	1,206,804
Total assets	\$43,440,270	\$1,000,000	\$ 500,000	\$ 112,815	\$ 73,339	\$45,126,424
<u>Liabilities</u>						
Accounts payable	\$ 2,516,994	\$ -	\$ -	\$ -	\$ -	\$ 2,516,994
Accrued payroll and related	858,047	-	-	-	-	858,047
Due to other funds	12,587,699	-	-	-	-	12,587,699
Unearned revenue	7,239	-	-	-	-	7,239
Performance bonds	1,049,736	-	-	-	-	1,049,736
Other	116,688	-	-	-	-	116,688
Total liabilities	17,136,403	-	-	-	-	17,136,403
<u>Deferred Inflows of Resources</u>						
Unavailable revenue:						
Property taxes	1,651,968	-	-	-	-	1,651,968
Lease related	3,066,526	-	-	-	-	3,066,526
Total deferred inflows of resources	4,718,494	-	-	-	-	4,718,494
<u>Fund Balances</u>						
Restricted	371,509	-	-	-	73,339	444,848
Committed	-	1,000,000	500,000	112,815	-	1,612,815
Assigned	810,000	-	-	-	-	810,000
Unassigned	20,403,864	-	-	-	-	20,403,864
Total fund balances	21,585,373	1,000,000	500,000	112,815	73,339	23,271,527
Total liabilities, deferred inflows of resources and fund balances	\$43,440,270	\$1,000,000	\$ 500,000	\$ 112,815	\$ 73,339	\$45,126,424

Town of Monroe, Connecticut

General Fund
 Combining Schedule of Revenues, Expenditures and Changes in Fund Balances
 For the Year Ended June 30, 2022

	General Fund	Special Education Fund	Emergency Disaster Relief Fund	Legal Reserve Fund	COVID-19 Fund	Elimination Entries	Total General Fund
Revenues:							
Property taxes	\$ 82,184,039	\$ -	\$ -	\$ -	\$ -	\$ -	\$ 82,184,039
Intergovernmental	14,624,719	-	-	-	72,530	-	14,697,249
Charges for services	2,305,634	-	-	-	-	-	2,305,634
Contributions	-	-	-	-	23,414	-	23,414
Income from investments	127,891	-	-	-	-	-	127,891
Other	125,504	-	-	-	-	-	125,504
Total revenues	99,367,787	-	-	-	95,944	-	99,463,731
Expenditures:							
Current:							
General government	8,717,767	-	-	-	-	-	8,717,767
Public safety	8,301,826	-	-	-	-	-	8,301,826
Public works	3,495,377	-	-	-	-	-	3,495,377
Health and welfare	320,821	-	-	-	52,203	-	373,024
Culture and recreation	1,692,494	-	-	-	-	-	1,692,494
Education	69,460,250	-	-	-	-	-	69,460,250
Debt service	6,151,971	-	-	-	-	-	6,151,971
Total expenditures	98,140,506	-	-	-	52,203	-	98,192,709
Excess (deficiency) of revenues over expenditures	1,227,281	-	-	-	43,741	-	1,271,022
Other financing sources (uses):							
Transfers in	3,298,024	-	-	112,815	-	(2,988,567)	422,272
Transfers out	(527,815)	-	-	-	(2,891,491)	2,988,567	(430,739)
Net other financing sources (uses)	2,770,209	-	-	112,815	(2,891,491)	-	(8,467)
Net change in fund balances	3,997,490	-	-	112,815	(2,847,750)	-	1,262,555
Fund balances - July 1, 2021	17,587,883	1,000,000	500,000	-	2,921,089	-	22,008,972
Fund balances - June 30, 2022	\$ 21,585,373	\$ 1,000,000	\$ 500,000	\$ 112,815	\$ 73,339	\$ -	\$ 23,271,527

115

Town of Monroe, Connecticut
Report of Tax Collector
For the Year Ended June 30, 2022

Grand List Year	Uncollected Taxes July 1, 2021	Current Year Levy	Lawful Corrections		Transfers to Suspense	Adjusted Taxes Collectible	Collections			Uncollected Taxes June 30, 2022
			Additions	Deductions			Net Taxes Collected	Interest and Liens	Total	
2013	\$ 10,129	\$ -	\$ -	\$ -	\$ -	\$ 10,129	\$ -	\$ -	\$ -	\$ 10,129
2014	8,941	-	-	-	-	8,941	-	-	-	8,941
2015	9,110	-	-	-	-	9,110	-	36	36	9,110
2016	53,374	-	-	48	-	53,326	20,317	17,990	38,307	33,009
2017	93,209	-	7,753	53	-	100,909	57,085	20,401	77,486	43,824
2018	406,005	-	1,500	1,358	129,679	276,468	147,413	58,718	206,131	129,055
2019	806,606	-	6,158	68,300	-	744,464	385,740	101,674	487,414	358,724
Subtotal	1,387,374	-	15,411	69,759	129,679	1,203,347	610,555	198,819	809,374	592,792
2020	-	82,117,256	283,447	414,756	3,189	81,982,758	81,132,768	204,007	81,336,775	849,990
Total	\$ 1,387,374	\$ 82,117,256	\$ 298,858	\$ 484,515	\$ 132,868	\$ 83,186,105	\$ 81,743,323	\$ 402,826	\$ 82,146,149	1,442,782
								Interest and liens receivable		346,186
								Allowance for doubtful accounts		(137,000)
								Property taxes (net)		<u>\$ 1,651,968</u>

116

Other Governmental Funds

Special Revenue Funds

Special revenue funds are used to account for specific revenues that are restricted, committed, or assigned to expenditures for particular purposes.

Fund	Funding Source	Function
Library Grants Fund	Grants	Various federal, state and local grants received for the library.
Wheeler Library Fund	Contributions	Revenue received from Edith S Wheeler Trust for the benefit of the library.
School Cafeteria Fund	Sale of food and grants	Operations of the schools' cafeterias.
Education Grants Fund	Grants	Various grants received for various federal, state and local grants received for educational purposes.
Education Programs Fund	Fees	Various educational and extracurricular activities for which the fees were collected.
School Activity Fund	Fees	Fees received for school activity programs.
WMNR Radio Station Fund	Contributions, grants and fees	Private donations and memberships received which fund the operations of the WMNR Radio Station.
Police Grants Fund	Grants and fees	Various federal, state and local grants received for law enforcement.
Police Private Duty Fund	Fees	Fees received and associated private duty labor and vehicle costs.
Recreation Programs Fund	Fees	Associated expenditures required to run various programs by Parks and Recreation.
Senior Center Grant and Programs Fund	Fees and grants	Various program expenditures at the Senior Center for the benefit of senior citizens.
Town Grants and Programs Fund	Grants, fees and contributions	Various specified purposes.
Town Road Grants Fund	Grants	State grant revenues and related expenditures.

Other Governmental Funds

Special Revenue Funds (continued)

Fund	Funding Source	Function
Waste Disposal Fund	Fees	The Town's proportionate usage of the Trumbull Transfer Station.
Small Cities Fund	Grants	The Community Development Block Grant to be used for housing rehabilitation.
Cornelia Rogers Fund	Contributions	Annual income which is to be used from time to time as the Town may authorize.

Capital Project Funds

Capital project funds are used to account for acquisition and construction of major capital assets other than those financed by proprietary and trust funds.

Fund	Funding Source	Function
Plan of Conservation and Development Fund	Transfers in	Expenditures related to the updating and implementation of the Plan of Conservation and Development (POCD).
Local Capital Improvements Fund	Grants and fees	Town clerk fees and state grant revenue and related expenditures for various projects.
Reconstruction of Pepper Street Fund	Grants and bonds	Grant revenue and related expenditures for the reconstruction of Pepper Street.
Police Department Renovation Fund	Grants and bonds	Revenue and expenditures related to the renovation of the police station.
Education Capital Reserve Fund	Transfers in	Education related capital projects.

Town of Monroe, Connecticut

Other Governmental Funds
Combining Balance Sheet
June 30, 2022

Special Revenue Funds

	Library Grants	Wheeler Library	School Cafeteria	Education Grants	Education Programs	School Activity	WMNR Radio Station	Police Grants	Police Private Duty
<u>Assets</u>									
Cash	\$ -	\$ -	\$ 354,678	\$ -	\$ 5,721	\$ 263,091	\$ 500,999	\$ -	\$ -
Investments	-	-	-	-	-	-	210,804	-	-
Receivables (net):									
Accounts	-	-	-	-	8,450	-	6,746	-	346,387
Intergovernmental	-	-	212,047	176	-	-	-	642	-
Loans	-	-	-	-	-	-	-	-	-
Due from other funds	10,263	51,840	11,485	51,735	458,592	-	-	12,043	1,425,294
Total assets	\$ 10,263	\$ 51,840	\$ 578,210	\$ 51,911	\$ 472,763	\$ 263,091	\$ 718,549	\$ 12,685	\$ 1,771,681
<u>Liabilities</u>									
Accounts payable	\$ -	\$ 1,328	\$ 98,347	\$ -	\$ 153	\$ -	\$ 21,095	\$ 16,035	\$ 36,052
Accrued payroll and related liabilities	-	-	-	-	3,731	-	-	-	-
Due to other funds	-	-	-	-	-	-	-	-	-
Unearned revenue	-	-	49,241	40,156	23,809	-	-	-	-
Total liabilities	-	1,328	147,588	40,156	27,693	-	21,095	16,035	36,052
<u>Fund Balances</u>									
Restricted	10,263	50,512	430,622	-	-	-	-	-	-
Committed	-	-	-	11,755	445,070	263,091	697,454	-	1,735,629
Assigned	-	-	-	-	-	-	-	-	-
Unassigned	-	-	-	-	-	-	-	(3,350)	-
Total fund balances	10,263	50,512	430,622	11,755	445,070	263,091	697,454	(3,350)	1,735,629
Total liabilities and fund balances	\$ 10,263	\$ 51,840	\$ 578,210	\$ 51,911	\$ 472,763	\$ 263,091	\$ 718,549	\$ 12,685	\$ 1,771,681

(Continued)

Town of Monroe, Connecticut

Other Governmental Funds
Combining Balance Sheet
June 30, 2022

	Special Revenue Funds							Total Special Revenue Funds
	Recreation Programs	Senior Center Grant and Programs	Town Grants and Programs	Town Road Grants	Waste Disposal	Small Cities	Cornelia Rogers	
<u>Assets</u>								
Cash	\$ -	\$ -	\$ 527,653	\$ -	\$ -	\$ 80,330	\$ -	\$ 1,732,472
Investments	-	-	-	-	-	-	-	210,804
Receivables (net):								
Accounts	-	1,614	-	-	117,186	-	-	480,383
Intergovernmental	-	-	-	-	-	-	-	212,865
Loans	-	-	-	-	-	139,630	-	139,630
Due from other funds	607,790	155,035	516,533	1,275,649	69,109	-	42,264	4,687,632
Total assets	<u>\$ 607,790</u>	<u>\$ 156,649</u>	<u>\$ 1,044,186</u>	<u>\$ 1,275,649</u>	<u>\$ 186,295</u>	<u>\$ 219,960</u>	<u>\$ 42,264</u>	<u>\$ 7,463,786</u>
<u>Liabilities</u>								
Accounts payable	\$ 28,637	\$ 515	\$ 19,466	\$ 416,779	\$ 119,015	\$ -	\$ -	\$ 757,422
Accrued payroll and related liabilities	-	-	-	-	-	-	-	3,731
Due to other funds	-	-	61,218	-	-	-	-	61,218
Unearned revenue	226,590	108,742	3,106	-	30,514	-	-	482,158
Total liabilities	255,227	109,257	83,790	416,779	149,529	-	-	1,304,529
<u>Fund Balances</u>								
Restricted	-	-	514,237	858,870	-	219,960	42,264	2,126,728
Committed	352,563	47,392	446,159	-	36,766	-	-	4,035,879
Assigned	-	-	-	-	-	-	-	-
Unassigned	-	-	-	-	-	-	-	(3,350)
Total fund balances	352,563	47,392	960,396	858,870	36,766	219,960	42,264	6,159,257
Total liabilities and fund balances	<u>\$ 607,790</u>	<u>\$ 156,649</u>	<u>\$ 1,044,186</u>	<u>\$ 1,275,649</u>	<u>\$ 186,295</u>	<u>\$ 219,960</u>	<u>\$ 42,264</u>	<u>\$ 7,463,786</u>

(Continued)

Town of Monroe, Connecticut

Other Governmental Funds
Combining Balance Sheet
June 30, 2022

	Capital Project Funds					Total Capital Project Funds	Total Other Governmental Funds
	Plan of Conservation and Development	Local Capital Improvements	Reconstruction of Pepper Street	Police Department Renovation	Education Capital Reserve		
<u>Assets</u>							
Cash	\$ -	\$ -	\$ -	\$ -	\$ -	\$ -	\$ 1,732,472
Investments	-	-	-	-	-	-	210,804
Receivables (net):							
Accounts	-	-	-	-	-	-	480,383
Intergovernmental	-	-	816,666	-	-	816,666	1,029,531
Loans	-	-	-	-	-	-	139,630
Due from other funds	20,183	139,312	-	104,771	90,650	354,916	5,042,548
Total assets	\$ 20,183	\$ 139,312	\$ 816,666	\$ 104,771	\$ 90,650	\$ 1,171,582	\$ 8,635,368
<u>Liabilities</u>							
Accounts payable	\$ -	\$ -	\$ 81,345	\$ 96,479	\$ 62,331	\$ 240,155	\$ 997,577
Accrued payroll and related liabilities	-	-	-	-	-	-	3,731
Due to other funds	-	-	1,145,586	-	-	1,145,586	1,206,804
Unearned revenue	-	-	-	-	-	-	482,158
Total liabilities	-	-	1,226,931	96,479	62,331	1,385,741	2,690,270
<u>Fund Balances</u>							
Restricted	-	-	2,706,885	-	-	2,706,885	4,833,613
Committed	20,183	139,312	-	8,292	17,669	185,456	4,221,335
Assigned	-	-	-	-	10,650	10,650	10,650
Unassigned	-	-	(3,117,150)	-	-	(3,117,150)	(3,120,500)
Total fund balances	20,183	139,312	(410,265)	8,292	28,319	(214,159)	5,945,098
Total liabilities and fund balances	\$ 20,183	\$ 139,312	\$ 816,666	\$ 104,771	\$ 90,650	\$ 1,171,582	\$ 8,635,368

(Concluded)

Town of Monroe, Connecticut

Other Governmental Funds
Combining Schedule of Revenues, Expenditures and Changes in Fund Balances
For the Year Ended June 30, 2022

Special Revenue Funds

	Library Grants	Wheeler Library	School Cafeteria	Education Grants	Education Programs	School Activity	WMNR Radio Station	Police Grants	Police Private Duty
Revenues:									
Intergovernmental	\$ 10,338	\$ -	\$ 1,198,225	\$ 2,316,686	\$ 16,922	\$ -	\$ 52,208	\$ 53,460	\$ -
Charges for services	-	-	693,953	-	731,060	828,367	521,184	30,000	1,448,935
Contributions	-	26,400	-	-	-	-	248,213	-	-
Income from investments	-	-	80	-	-	-	105	-	-
Other	-	-	-	-	-	-	872	-	-
Total revenues	10,338	26,400	1,892,258	2,316,686	747,982	828,367	822,582	83,460	1,448,935
Expenditures:									
Current:									
General government	-	-	-	-	-	-	-	-	-
Public safety	-	-	-	-	-	-	-	96,383	1,051,116
Public works	-	-	-	-	-	-	-	-	-
Health and welfare	-	-	-	-	-	-	-	-	-
Culture and recreation	6,965	20,820	-	-	-	-	700,170	-	-
Education	-	-	1,579,092	2,316,686	685,663	804,888	-	-	-
Capital outlay	-	-	-	-	-	-	-	-	129,692
Total expenditures	6,965	20,820	1,579,092	2,316,686	685,663	804,888	700,170	96,383	1,180,808
Excess (deficiency) of revenues over expenditures	3,373	5,580	313,166	-	62,319	23,479	122,412	(12,923)	268,127
Other financing sources (uses):									
Transfers in	-	-	-	-	-	-	-	-	-
Transfers out	-	-	-	-	-	-	-	-	-
Net other financing sources (uses)	-	-	-	-	-	-	-	-	-
Net change in fund balances	3,373	5,580	313,166	-	62,319	23,479	122,412	(12,923)	268,127
Fund balances - July 1, 2021	6,890	44,932	117,456	11,755	382,751	239,612	575,042	9,573	1,467,502
Fund balances - June 30, 2022	\$ 10,263	\$ 50,512	\$ 430,622	\$ 11,755	\$ 445,070	\$ 263,091	\$ 697,454	\$ (3,350)	\$ 1,735,629

(Continued)

120

Town of Monroe, Connecticut

Other Governmental Funds
Combining Schedule of Revenues, Expenditures and Changes in Fund Balances
For the Year Ended June 30, 2022

	Special Revenue Funds							
	Recreation Programs	Senior Center Grant and Programs	Town Grants and Programs	Town Road Grants	Waste Disposal	Small Cities	Cornelia Rogers	Total Special Revenue Funds
Revenues:								
Intergovernmental	\$ -	\$ 31,867	\$ 14,633	\$ 530,013	\$ -	\$ -	\$ -	\$ 4,224,352
Charges for services	487,816	20,462	296,609	-	598,820	-	-	5,657,206
Contributions	-	-	143,953	-	-	-	-	418,566
Income from investments	-	-	-	-	-	-	-	185
Other	-	-	-	-	-	60	-	932
Total revenues	<u>487,816</u>	<u>52,329</u>	<u>455,195</u>	<u>530,013</u>	<u>598,820</u>	<u>60</u>	<u>-</u>	<u>10,301,241</u>
Expenditures:								
Current:								
General government	-	-	65,685	-	-	500	-	66,185
Public safety	-	-	49,454	-	-	-	-	1,196,953
Public works	-	-	9,380	1,015,342	630,185	-	-	1,654,907
Health and welfare	-	-	115,816	-	-	-	-	115,816
Culture and recreation	358,701	37,318	53,182	-	-	-	-	1,177,156
Education	-	-	3,203	-	-	-	-	5,389,532
Capital outlay	-	-	78,953	-	-	-	-	208,645
Total expenditures	<u>358,701</u>	<u>37,318</u>	<u>375,673</u>	<u>1,015,342</u>	<u>630,185</u>	<u>500</u>	<u>-</u>	<u>9,809,194</u>
Excess (deficiency) of revenues over expenditures	<u>129,115</u>	<u>15,011</u>	<u>79,522</u>	<u>(485,329)</u>	<u>(31,365)</u>	<u>(440)</u>	<u>-</u>	<u>492,047</u>
Other financing sources (uses):								
Transfers in	-	-	20,739	-	-	-	-	20,739
Transfers out	-	-	-	-	-	-	-	-
Net other financing sources (uses)	<u>-</u>	<u>-</u>	<u>20,739</u>	<u>-</u>	<u>-</u>	<u>-</u>	<u>-</u>	<u>20,739</u>
Net change in fund balances	129,115	15,011	100,261	(485,329)	(31,365)	(440)	-	512,786
Fund balances - July 1, 2021	<u>223,448</u>	<u>32,381</u>	<u>860,135</u>	<u>1,344,199</u>	<u>68,131</u>	<u>220,400</u>	<u>42,264</u>	<u>5,646,471</u>
Fund balances - June 30, 2022	<u>\$ 352,563</u>	<u>\$ 47,392</u>	<u>\$ 960,396</u>	<u>\$ 858,870</u>	<u>\$ 36,766</u>	<u>\$ 219,960</u>	<u>\$ 42,264</u>	<u>\$ 6,159,257</u>

(Continued)

121

Town of Monroe, Connecticut

Other Governmental Funds
Combining Schedule of Revenues, Expenditures and Changes in Fund Balances
For the Year Ended June 30, 2022

	Capital Project Funds					Total Capital Project Funds	Total Other Governmental Funds
	Plan of Conservation and Development	Local Capital Improvements	Reconstruction of Pepper Street	Police Department Renovation	Education Capital Reserve		
Revenues:							
Intergovernmental	\$ -	\$ -	\$ 1,554,355	\$ -	\$ -	\$ 1,554,355	\$ 5,778,707
Charges for services	-	7,234	-	-	-	7,234	5,664,440
Contributions	-	-	-	-	-	-	418,566
Income from investments	-	-	-	-	-	-	185
Other	-	-	60,000	-	-	60,000	60,932
Total revenues	-	7,234	1,614,355	-	-	1,621,589	11,922,830
Expenditures:							
Current:							
General government	1,200	-	-	-	-	1,200	\$ 67,385
Public safety	-	-	-	-	-	-	1,196,953
Public works	-	-	-	-	-	-	1,654,907
Health and welfare	-	-	-	-	-	-	115,816
Culture and recreation	-	-	-	-	-	-	1,177,156
Education	-	-	-	-	62,331	62,331	5,451,863
Capital outlay	-	-	1,699,772	-	-	1,699,772	1,908,417
Total expenditures	1,200	-	1,699,772	-	62,331	1,763,303	11,572,497
Excess (deficiency) of revenues over expenditures	(1,200)	7,234	(85,417)	-	(62,331)	(141,714)	350,333
Other financing sources (uses):							
Transfers in	-	-	-	-	-	-	20,739
Transfers out	-	(72,500)	-	-	-	(72,500)	(72,500)
Net other financing sources (uses)	-	(72,500)	-	-	-	(72,500)	(51,761)
Net change in fund balances	(1,200)	(65,266)	(85,417)	-	(62,331)	(214,214)	298,572
Fund balances - July 1, 2021	21,383	204,578	(324,848)	8,292	90,650	55	5,646,526
Fund balances - June 30, 2022	\$ 20,183	\$ 139,312	\$ (410,265)	\$ 8,292	\$ 28,319	\$ (214,159)	\$ 5,945,098

(Concluded)

122

Statistical Section

This part of the Town's annual comprehensive financial report presents detailed information as a context for understanding what the information in the financial statements, note disclosures, and required supplementary information says about the Town's overall financial health.

Table	Description
Financial Trend (Tables 1-4)	These schedules contain trend information to help the reader understand how the Town's financial performance and well-being have changed over time.
Revenue Capacity (Tables 5-7)	These schedules contain information to help the reader assess the Town's most significant local revenue source, the property tax.
Debt Capacity (Tables 8-11)	These schedules present information to help the reader assess the affordability of the Town's current levels of outstanding debt and the Town's ability to issue additional debt in the future.
Demographic and Economic Information (Tables 12-13)	These schedules offer demographic and economic indicators to help the reader understand the environment within which the Town's financial activities take place.
Operating Information (Tables 14-16)	These schedules contain service and infrastructure data to help the reader understand how the information in the Town's financial report relates to the services the Town provides and the activities it performs.

Sources: Unless otherwise noted, the information in these schedules is derived from the annual comprehensive financial reports for the fiscal year.

Town of Monroe, Connecticut

Net Position by Component
 Governmental Activities
 Last Ten Years
 (Unaudited)

	June 30									
	2022	2021	2020	2019	2018	2017	2016	2015	2014	2013
Net investment in capital assets	\$ 61,414,340	\$ 60,344,965	\$ 54,837,885	\$ 54,444,890	\$ 51,539,596	\$ 51,511,189	\$ 47,644,061	\$ 43,135,174	\$ 42,870,105	\$ 43,366,732
Restricted	7,037,539	6,416,226	2,949,295	1,059,000	892,032	1,030,376	891,323	1,365,940	190,831	190,026
Unrestricted	<u>(6,132,960)</u>	<u>(8,962,734)</u>	<u>(9,291,712)</u>	<u>(5,750,358)</u>	<u>(3,868,141)</u>	<u>(9,011,321)</u>	<u>170,081</u>	<u>73,315</u>	<u>122,549</u>	<u>(3,702,895)</u>
Total Net Position	<u>\$ 62,318,919</u>	<u>\$ 57,798,457</u>	<u>\$ 48,495,468</u>	<u>\$ 49,753,532</u>	<u>\$ 48,563,487</u>	<u>\$ 43,530,244</u>	<u>\$ 48,705,465</u>	<u>\$ 44,574,429</u>	<u>\$ 43,183,485</u>	<u>\$ 39,853,863</u>

Source: Current and prior year financial statements

Town of Monroe, Connecticut

**Changes in Net Position
Governmental Activities
Last Ten Years
(Unaudited)**

	For the Year Ended June 30									
	2022	2021	2020	2019	2018	2017	2016	2015	2014	2013
Expenses:										
General government	\$ 9,002,101	\$ 8,026,278	\$ 8,615,641	\$ 8,694,492	\$ 8,578,937	\$ 8,196,290	\$ 8,196,272	\$ 8,686,745	\$ 8,572,236	\$ 7,823,123
Public safety	10,012,444	10,917,609	10,565,580	10,017,082	8,953,623	8,727,631	8,472,241	8,368,234	8,209,708	8,278,987
Public works	5,819,066	5,331,914	7,534,360	5,578,373	5,402,753	4,894,353	4,800,989	5,091,569	5,494,186	4,683,225
Health and welfare	483,619	670,060	455,582	433,183	332,320	338,798	357,310	267,102	325,502	270,271
Culture and recreation	3,322,983	2,974,904	3,126,270	3,397,814	3,426,250	3,796,280	3,432,231	3,148,479	3,185,250	3,037,069
Education	77,554,412	70,838,968	72,942,808	72,378,312	75,723,462	75,525,651	68,982,600	66,998,073	65,177,110	65,191,283
Interest	775,226	716,210	1,047,625	953,959	1,249,096	1,465,752	1,407,195	1,459,435	1,414,240	1,367,013
Total expenses	106,969,851	99,475,943	104,287,866	101,453,215	103,666,441	102,944,755	95,648,838	94,019,637	92,378,232	90,650,971
Program Revenues:										
Charges for Services:										
General government	1,425,658	1,400,401	1,030,637	973,097	639,367	563,500	815,083	581,190	2,935,327	2,928,731
Public safety	2,201,612	1,728,789	1,599,242	1,656,842	1,872,862	1,638,735	1,589,696	1,326,736	893,263	1,024,540
Public works	761,169	631,565	626,883	666,882	647,757	623,166	640,562	607,745	587,700	711,957
Health and welfare	83,870	86,916	87,152	89,202	87,347	90,905	79,429	6,955	1,505	1,292
Culture and recreation	1,243,979	951,478	1,023,448	1,119,555	1,342,163	1,802,181	1,320,089	1,288,639	1,196,565	1,090,762
Education	2,253,786	1,053,446	1,479,388	2,036,357	4,263,645	3,536,570	3,584,177	3,565,079	1,963,319	2,647,635
Operating Grants and Contributions	18,367,306	21,060,772	16,902,216	16,773,406	20,537,016	20,507,288	15,954,774	15,056,225	16,089,649	14,682,527
Capital Grants and Contributions	2,095,368	1,836,128	530,412	617,347	1,476,495	882,052	1,167,963	1,014,047	662,887	708,284
Total Program Revenues	28,432,748	28,749,495	23,279,378	23,932,688	30,866,652	29,644,397	25,151,773	23,446,616	24,330,215	23,795,728
Net (Expense) Revenue	(78,537,103)	(70,726,448)	(81,008,488)	(77,520,527)	(72,799,789)	(73,300,358)	(70,497,065)	(70,573,021)	(68,048,017)	(66,855,243)
General Revenues:										
Property taxes	82,276,791	79,388,427	78,159,151	77,141,208	77,043,922	75,241,086	74,032,714	71,725,240	70,175,208	67,726,473
Grants and contributions not restricted to specific programs	466,262	487,364	487,019	487,134	20,457	2,486	11,734	2,307	370,374	527,634
Income from investments	128,076	116,508	791,761	1,032,629	360,554	126,258	291,025	(54,166)	125,872	80,527
Gain on disposal of equipment	-	-	-	-	210,651	-	-	2,000	-	-
Other	186,436	37,138	76,157	49,601	197,448	463,027	292,627	191,884	706,185	-
Total General Revenues	83,057,565	80,029,437	79,514,088	78,710,572	77,833,032	75,832,857	74,628,100	71,867,265	71,377,639	68,334,634
Change in Net Position	\$ 4,520,462	\$ 9,302,989	\$ (1,494,400)	\$ 1,190,045	\$ 5,033,243	\$ 2,532,499	\$ 4,131,035	\$ 1,294,244	\$ 3,329,622	\$ 1,479,391

Source: Current and prior year financial statements

Town of Monroe, Connecticut

Fund Balances - Governmental Funds
Last Ten Years
(Unaudited)

June 30

	2022	2021	2020	2019	2018	2017	2016	2015	2014	2013
General fund:										
Nonspendable	\$ -	\$ -	\$ -	\$ -	\$ 55,908	\$ 95,242	\$ 166,433	\$ 219,005	\$ 34,269	\$ 328,814
Restricted	444,848	371,072	371,072	371,072	388,069	388,966	389,539	801,126	-	-
Committed	1,612,815	4,421,089	1,000,000	-	-	-	-	-	-	-
Assigned	810,000	3,202,816	9,105,815	3,154,776	2,094,776	2,008,743	1,112,641	810,881	692,998	735,552
Unassigned	20,403,864	14,013,995	7,305,584	13,277,694	12,749,121	9,963,934	8,083,746	6,210,066	5,945,005	4,688,184
Total general fund	23,271,527	22,008,972	17,782,471	16,803,542	15,287,874	12,456,885	9,752,359	8,041,078	6,672,272	5,752,550
All other governmental funds:										
Nonspendable	-	2,250	2,250	2,250	69,990	2,250	2,250	3,568	72,792	72,787
Restricted	6,592,691	6,042,904	2,575,973	2,499,411	501,713	448,168	499,534	562,564	119,357	118,557
Committed	8,510,272	3,707,770	4,815,096	3,350,618	8,629,671	3,476,708	2,945,006	3,827,955	2,551,484	2,139,309
Assigned	32,083	-	81,680	99,828	962,349	1,532,548	1,980,446	1,627,794	-	-
Unassigned	(3,120,500)	(4,382,334)	(410,096)	(195,426)	(291,214)	(1,874,300)	(1,072,621)	(1,254,169)	(1,042,015)	(1,447,435)
Total all other governmental funds	12,014,546	5,370,590	7,064,903	5,756,681	9,872,509	3,585,374	4,354,615	4,767,712	1,701,618	883,218
Grand total	\$ 35,286,073	\$ 27,379,562	\$ 24,847,374	\$ 22,560,223	\$ 25,160,383	\$ 16,042,259	\$ 14,106,974	\$ 12,808,790	\$ 8,373,890	\$ 6,635,768

Source: Current and prior year financial statements

Notes:

- General fund
 - Committed: Decreased due to expenditure of ARPA grant.
 - Assigned: Decreased due to decrease in use of fund balance to balance next year's budget.
 - Unassigned: Increased due to decrease in use of fund balance to balance next year's budget, use of committed fund balance for ARPA expenditures and positive operating results.
- All other governmental funds
 - Restricted: Increased due to increase in construction commitments.
 - Committed: Increased due to issuance of debt in the Capital Reserve Fund, including debt for projects expended in prior years and projects not yet expended.
 - Unassigned: Increased due to decrease in construction commitments for reconstruction of Pepper Street as the project continues.

Town of Monroe, Connecticut

Changes in Fund Balances - Governmental Funds
Last Ten Years
(Unaudited)

For the Year Ended June 30

	2022	2021	2020	2019	2018	2017	2016	2015	2014	2013
Revenues:										
Property taxes	\$ 82,184,039	\$ 79,305,702	\$ 77,801,930	\$ 77,492,761	\$ 76,743,249	\$ 75,225,166	\$ 73,956,951	\$ 71,851,017	\$ 70,058,508	\$ 67,784,322
Intergovernmental	20,475,956	23,156,281	17,651,779	8,914,289	21,947,913	21,034,700	17,664,197	15,602,770	17,116,247	15,999,077
Charges for services	7,970,074	5,848,095	5,851,250	6,541,935	7,036,966	5,545,982	5,627,376	5,138,944	5,270,591	6,141,159
Contributions	452,980	237,990	267,868	284,071	352,058	335,896	339,509	312,305	407,052	326,550
Income from investments	128,076	116,508	791,761	1,029,631	402,762	125,216	289,665	(55,124)	124,867	68,510
Other	186,436	37,138	76,157	49,601	249,416	606,971	393,093	264,595	303,635	260,264
Total Revenues	111,397,561	108,701,714	102,440,745	94,312,288	106,732,364	102,873,931	98,270,791	93,114,507	93,280,900	90,579,882
Expenditures:										
Current:										
General government	8,791,102	8,512,717	8,451,399	8,622,517	8,427,313	8,451,070	8,108,538	8,539,233	8,362,032	7,596,367
Public safety	9,498,779	8,817,627	8,504,727	8,571,337	8,298,211	7,877,095	7,799,005	7,895,770	7,755,072	7,435,179
Public works	5,150,284	4,992,755	4,663,681	4,362,206	3,685,397	3,922,005	3,859,645	4,155,970	4,214,507	3,236,889
Health and welfare	488,840	677,186	456,151	432,431	411,418	418,303	445,898	346,892	325,747	270,149
Culture and recreation	2,869,650	2,569,655	2,712,398	3,009,013	2,900,068	2,850,797	3,005,709	2,751,270	2,838,529	2,675,306
Education	74,912,113	69,507,300	69,171,775	61,034,251	71,102,515	69,210,966	63,546,523	61,949,317	61,825,546	61,636,828
Debt service:										
Principal	5,328,537	5,242,880	5,102,386	5,045,000	4,895,000	5,085,000	4,640,837	4,589,519	4,620,083	3,940,046
Interest	899,115	970,028	1,107,648	1,271,104	1,211,639	1,311,328	1,352,220	1,330,962	1,432,689	1,497,314
Bond issuance costs	28,743	-	-	-	142,997	64,978	1,072	183,104	129,379	-
Capital outlay	6,287,378	3,472,233	3,063,964	4,624,199	5,466,112	5,949,231	4,193,161	3,486,263	7,546,807	5,827,956
Total Expenditures	114,254,541	104,762,381	103,234,129	96,972,058	106,540,670	105,140,773	96,952,608	95,228,300	99,050,391	94,116,034
Excess (Deficiency) of Revenues Over Expenditures	(2,856,980)	3,939,333	(793,384)	(2,659,770)	191,694	(2,266,842)	1,318,183	(2,113,793)	(5,769,491)	(3,536,152)
Other Financing Sources (Uses):										
Issuance of debt	9,845,658	-	2,315,000	-	8,085,000	2,610,000	-	6,220,000	7,389,646	-
Issuance of refunding bonds	-	-	10,355,000	-	7,040,000	7,220,000	-	-	-	-
Premium	917,833	-	1,588,746	-	957,897	996,900	-	131,996	117,967	-
Payment to refunded bonds escrow agent	-	-	(11,417,807)	-	(7,463,559)	(7,917,578)	-	-	-	-
Sale of capital assets	-	-	3,260	59,610	307,092	-	-	-	-	-
Transfers in	925,511	919,749	1,194,254	1,159,822	1,202,713	1,042,524	1,381,811	1,613,613	647,276	1,042,447
Transfers out	(925,511)	(2,326,894)	(1,194,254)	(1,159,822)	(1,202,713)	(1,062,524)	(1,401,811)	(1,633,613)	(647,276)	(1,042,447)
Total Other Financing Sources (Uses)	10,763,491	(1,407,145)	2,844,199	59,610	8,926,430	2,889,322	(20,000)	6,331,996	7,507,613	-
Net Change in Fund Balances	\$ 7,906,511	\$ 2,532,188	\$ 2,050,815	\$ (2,600,160)	\$ 9,118,124	\$ 622,480	\$ 1,298,183	\$ 4,218,203	\$ 1,738,122	\$ (3,536,152)
Debt Service as a Percentage of Non-Capital Expenditures	5.80%	6.30%	6.60%	6.50%	6.20%	6.50%	6.50%	6.70%	6.80%	6.20%

Source: Current and prior year financial statements

Town of Monroe, Connecticut

Assessed and Estimated Actual Value of Taxable Property
Last Ten Years
(Unaudited)

Fiscal Year	Grand List Dated	Real Estate			Motor Vehicles	Motor Vehicle Supplemental	Personal Property	Exemptions	Total Assessed Value of Taxable Property	Total Estimated Actual Value of Taxable Property	Total Direct Tax Rate
		Residential	Commercial/ Industrial/ Public Utility	Land							
2013	10/1/2011	\$ 1,784,313,791	\$ 237,512,033	\$ 58,042,628	\$ 156,689,468	\$ 19,096,302	\$ 80,346,311	\$ 20,188,798	\$ 2,315,811,735	\$ 3,337,143,619	29.26
2014	10/1/2012	1,785,703,412	240,872,126	58,103,838	156,954,517	18,459,165	83,513,266	17,162,517	2,326,443,807	3,348,009,034	30.41
2015	10/1/2013	1,788,623,260	240,281,903	57,092,438	162,084,062	19,223,521	83,973,333	20,635,956	2,330,642,561	3,358,969,310	31.01
2016	10/1/2014 *	1,636,392,900	243,819,216	32,825,420	163,276,216	22,421,534	86,481,284	16,683,328	2,168,533,242	3,121,737,957	34.35
2017	10/1/2015	1,637,841,440	242,904,936	32,162,073	167,301,230	23,067,055	90,398,935	17,297,222	2,176,378,447	3,133,822,384	35.00
2018	10/1/2016	1,640,527,840	246,377,500	30,745,803	167,903,024	24,492,958	95,313,866	22,090,976	2,183,270,015	3,150,515,701	35.76
2019	10/1/2017	1,646,277,486	251,811,130	27,414,240	168,675,972	24,100,363	102,767,145	25,323,099	2,195,723,237	3,172,923,337	35.24
2020	10/1/2018	1,653,967,321	253,040,465	25,903,340	168,768,942	24,646,561	110,567,293	26,162,885	2,210,731,037	3,195,562,746	35.58
2021	10/1/2019 *	1,679,758,120	255,208,620	25,196,320	172,192,676	22,015,800	114,111,001	23,361,940	2,245,120,597	3,240,689,339	35.48
2022	10/1/2020	1,684,569,440	255,859,400	24,891,220	181,094,807	29,839,886	120,836,911	26,467,189	2,270,624,475	3,281,559,520	36.36

Source: Assessor's Office

Notes:

There are no overlapping governments that collect property taxes from Town residents.

* Revaluation year

Town of Monroe, Connecticut
Principal Taxpayers
Current Year and Nine Years Ago
(Unaudited)

Name	2022			2013		
	Assessed Value	Rank	Percentage Net Taxable Grand List (1)	Assessed Value	Rank	Percentage Net Taxable Grand List (1)
FirstLight Hydro Generating Company	\$ 29,032,780	1	1.28%	\$ 29,077,630	1	1.26%
Eversource Energy	27,142,780	2	1.20%	18,421,570	4	0.80%
Aquarion Water Company	14,546,520	3	0.64%	8,790,190	7	0.38%
One Eleven Century Plaza LLC	8,710,400	4	0.38%	-	-	N/A
Victorinox Swiss Army Inc.	8,440,600	5	0.37%	11,851,593	6	0.51%
Maril LLC	6,263,300	6	0.28%	-	-	N/A
Lake Zoar Properties LLC	6,158,970	7	0.27%	7,315,910	8	0.32%
NBC Universal Media LLC	5,659,070	8	0.25%	-	-	N/A
Clocktower Square #1 LLC	5,625,140	9	0.25%	16,313,800	5	0.70%
Yankee Gas Services Co	4,903,880	10	0.22%	-	-	N/A
Monroe Land Holdings LLC	-	-	N/A	28,247,360	2	1.22%
111 Century Plaza LLC	-	-	N/A	20,227,120	3	0.87%
Village Square, Inc.	-	-	N/A	7,212,080	9	0.31%
SB Real Estate	-	-	N/A	7,160,358	10	0.31%
Total	<u>\$ 116,483,440</u>		<u>5.13%</u>	<u>\$ 154,617,611</u>		<u>6.68%</u>
(1) - Based on October 1, 2020 and 2011 net taxable grand list of:	<u>\$ 2,270,624,475</u>			<u>\$ 2,315,811,735</u>		

Source: Town Records - Assessor's Office

Town of Monroe, Connecticut

Property Tax Rates, Levies and Collections
Last Ten Years
(Unaudited)

Year Ended June 30	(1) Mill Rate	(2) Total Adjusted Tax Levy	Net Current Levy Tax Collections	Percentage of Current Taxes Collected	Total Collections to Date			
					(3) Collections in Subsequent Years	Total Collection	Percent of Levy Collected	Current Delinquent Balance
2013	29.26	\$ 67,158,611	\$ 66,544,399	99.09%	\$ 614,212	\$ 67,158,611	100.00%	\$ -
2014	30.41	69,989,113	69,304,734	99.02%	684,379	69,989,113	100.00%	-
2015	31.01	71,651,461	70,803,834	98.82%	837,498	71,641,332	99.99%	10,129
2016	34.35	73,622,328	72,929,270	99.06%	684,117	73,613,387	99.99%	8,941
2017	35.00	75,013,051	74,237,133	98.97%	766,808	75,003,941	99.99%	9,110
2018	35.76	76,796,399	75,961,577	98.91%	801,813	76,763,390	99.96%	33,009
2019	35.24	76,792,484	76,053,750	99.04%	694,910	76,748,660	99.94%	43,824
2020	35.58	78,016,881	77,060,989	98.77%	826,837	77,887,826	99.83%	129,055
2021	35.48	79,117,592	78,310,986	98.98%	447,882	78,758,868	99.55%	358,724
2022	36.36	81,982,758	81,132,768	98.96%	-	81,132,768	98.96%	849,990

Source: Town tax records.

Notes:

- (1) There are no overlapping tax rates.
- (2) Adjusted tax levy equals the tax levy after lawful corrections, abatements and transfers to suspense.
- (3) Amounts are updated each year in determining the Total Collections to Date.

Town of Monroe, Connecticut
Ratios of Outstanding Debt by Type
Last Ten Fiscal Years

130

Year Ended June 30	General Obligation Bonds	Notes	Premium	Leases	Total	Percentage of Personal Income	Total Debt Per Capita
2013	\$ 42,195,000	\$ 334,628	\$2,138,428	\$ -	\$44,668,056	4.66%	\$ 2,257
2014	41,445,000	6,098,006	2,045,557	-	49,588,563	5.20%	2,500
2015	43,550,000	2,475,296	1,994,061	-	48,019,357	4.97%	2,417
2016	38,965,000	2,101,958	1,786,295	-	42,853,253	4.41%	2,161
2017	35,960,000	1,753,338	2,269,731	-	39,983,069	4.03%	2,021
2018	38,795,000	1,439,951	2,823,452	-	43,058,403	4.57%	2,193
2019	33,750,000	1,162,952	2,445,730	-	37,358,682	3.94%	1,919
2020	30,265,000	880,566	1,796,217	-	32,941,783	3.35%	1,695
2021	25,310,000	592,686	1,534,059	473,964	27,910,709	2.86%	1,484
2022	30,150,000	489,453	2,189,815	441,355	33,270,623	3.48%	1,773

Source: Current and prior year financial statements

Notes:

Details regarding the Town's outstanding debt can be found in the notes to financial statements.

There is no overlapping debt for the Town.

Table 9

Town of Monroe, Connecticut
Ratios of General Bonded Debt Outstanding
Last Ten Years
(Unaudited)

<u>Year Ended June 30</u>	<u>General Obligation Bonds</u>	<u>Premium</u>	<u>Total</u>	<u>Percentage of Actual Taxable Value of Property</u>	<u>Bonded Debt Per Capita</u>
2013	\$ 42,195,000	\$ 2,138,428	\$ 44,333,428	1.33%	\$ 2,132
2014	41,445,000	2,045,557	43,490,557	1.30%	2,090
2015	43,550,000	1,994,061	45,544,061	1.36%	2,192
2016	38,965,000	1,786,295	40,751,295	1.31%	1,965
2017	35,960,000	2,269,731	38,229,731	1.22%	1,818
2018	38,795,000	2,823,452	41,618,452	1.32%	1,976
2019	33,750,000	2,445,730	36,195,730	1.14%	1,733
2020	30,265,000	1,796,217	32,061,217	1.00%	1,557
2021	25,310,000	1,534,059	26,844,059	0.83%	1,346
2022	30,150,000	2,189,815	32,339,815	0.99%	1,607

Source: Current and prior year financial statements

Town of Monroe, Connecticut
Schedule of Debt Limitation
Connecticut Statutes, Section 7-374(b)
For the Year Ended June 30, 2022
(Unaudited)

Tax base:

Total tax collections (including interest and lien fees) for the prior year \$ 79,255,667

	General Purpose	Schools	Sewers	Urban Renewal	Pension Deficit
Debt limitation:					
2 1/4 times base	\$ 178,325,251	\$ -	\$ -	\$ -	\$ -
4 1/2 times base	-	356,650,502	-	-	-
3 3/4 times base	-	-	297,208,751	-	-
3 1/4 times base	-	-	-	257,580,918	-
3 times base	-	-	-	-	237,767,001
	178,325,251	356,650,502	297,208,751	257,580,918	237,767,001
Total limitations					
Indebtedness:					
Bonds	22,217,000	7,933,000	-	-	-
Debt limitation in excess of outstanding debt	<u>\$ 156,108,251</u>	<u>\$ 348,717,502</u>	<u>\$ 297,208,751</u>	<u>\$ 257,580,918</u>	<u>\$ 237,767,001</u>

The total net indebtedness above amounts to: \$ 30,150,000

In no event shall total indebtedness exceed seven time the base for debt limitation computation: \$ 554,789,669

There is no overlapping debt for the Town.

Source: Current and prior year financial statements.

Town of Monroe, Connecticut

**Legal Debt Margin Information
Last Ten Years
(Unaudited)**

Year Ended June 30	Debt Limit	Net Debt Applicable To Limit	Legal Debt Margin	Percentage of Net Debt Applicable to Limit
2013	\$ 463,725,157	\$ 45,944,429	\$ 417,780,728	9.91%
2014	475,559,903	42,661,612	432,898,291	8.97%
2015	491,311,450	49,012,000	442,299,450	9.98%
2016	503,896,071	42,562,828	461,333,243	8.45%
2017	527,532,894	47,777,596	479,755,298	9.06%
2018	536,968,838	38,795,000	498,173,838	7.22%
2019	538,058,416	33,750,000	504,308,416	6.27%
2020	542,371,284	30,265,000	512,106,284	5.58%
2021	544,551,917	25,310,000	519,241,917	4.65%
2022	554,789,669	30,150,000	524,639,669	5.43%

Source: Current and prior year financial statements.

Town of Monroe, Connecticut
Demographic and Economic Statistics
Last Ten Years
(Unaudited)

Fiscal Year Ended June 30	(1) Population	(2) Median Age	(3) Personal Income	(3) Per Capita Personal Income	(3) Median Household Income	(3) Education Level of Schooling		(4) School Enrollment	(5) Unemployment Rate
						High School Graduate or higher	Bachelor's Degree or Higher		
2013	19,794	42.4	\$ 957,633,720	\$ 48,380	\$ 112,605	N/A	N/A	3,488	6.40%
2014	19,834	42.6	954,372,412	48,118	103,589	N/A	N/A	3,379	5.70%
2015	19,867	43.0	966,311,013	48,639	108,688	N/A	N/A	3,299	5.10%
2016	19,833	43.5	971,777,334	48,998	110,558	78%	50%	3,180	4.50%
2017	19,784	44.1	993,057,880	50,195	113,333	79%	50%	3,189	4.50%
2018	19,635	44.5	942,303,285	47,991	109,631	81%	52%	3,149	4.20%
2019	19,470	43.8	948,987,270	48,741	115,049	78%	47%	3,108	3.60%
2020	19,434	42.7	983,398,320	50,602	118,669	78%	49%	3,146	8.80%
2021	18,808	43.2	975,514,536	51,867	118,669	96%	49%	3,179	5.50%
2022	18,764	42.4	956,982,764	51,001	127,995	96%	49%	3,432	3.70%

Sources:

- (1) Connecticut Department of Public Health
- (2) Advance CT
- (3) United States Census Bureau (American Community Survey)
- (4) Connecticut Department of Education
- (5) Connecticut Department of Labor

N/A - Information not available.

Town of Monroe, Connecticut
Principal Employers
Current Year And Nine Years Ago
(Unaudited)

Employer	2022			2013		
	Employees	Rank	Percentage of Total Town Employment	Employees	Rank	Percentage of Total Town Employment
Town of Monroe	656	1	11.43%	647	1	12.75%
Big Y Supermarket	172	2	3.00%	180	2	3.55%
Northeast Laser Engraving	150	3	2.61%	100	6	1.97%
Victorinox (Swiss Army)	138	4	2.40%	147	3	2.90%
Stop & Shop	126	5	2.20%	126	5	2.48%
M Cubed Technologies	122	6	2.13%	95	7	1.87%
Church Hill Classics LTD	114	7	1.99%	-	-	N/A
Pella Windows & Doors	70	8	1.22%	-	-	N/A
Aquarion Water	70	9	1.22%	69	9	1.36%
Sippin Energy	58	10	1.01%	-	-	N/A
Really Good Stuff	-	-	N/A	126	4	2.48%
Waterview LLC	-	-	N/A	75	8	1.48%
Edgerton, Inc.	-	-	N/A	60	10	1.18%
Total	1,676		29.20%	1,625		32.01%

Source: Town of Monroe Assessor's Office

Town of Monroe, Connecticut
Full-Time Equivalent Employees By Function/Program
Last Ten Years
(Unaudited)

June 30

	2022	2021	2020	2019	2018	2017	2016	2015	2014	2013
General Government:										
First Selectman	3.0	2.7	3.5	2.5	2.5	2.5	2.5	2.0	2.0	2.0
Registrars of Voters	2.0	2.0	2.0	2.0	2.0	2.0	2.0	2.0	2.0	2.0
Town Clerk	3.0	3.1	3.0	3.0	3.0	3.0	3.2	3.2	3.2	3.2
Tax Collector	3.0	2.9	2.7	2.7	2.7	2.7	2.7	2.5	2.5	2.5
Town Treasurer	0.5	0.5	0.5	0.5	0.5	0.5	0.5	0.5	0.5	0.5
Senior Center	5.6	5.0	4.2	4.8	4.7	4.7	4.5	4.5	4.5	4.5
Planning - Building, P&Z, I/W, and Engineering	7.5	11.0	10.5	10.0	8.5	8.5	9.0	9.0	9.0	8.5
Finance Department	5.1	5.2	4.7	5.2	5.2	5.2	5.0	5.0	5.0	5.0
Human Resources	1.7	2.0	1.7	1.7	1.7	1.7	1.5	1.5	1.5	1.5
Information Technology	3.5	3.5	3.7	3.7	3.7	3.7	3.7	3.7	3.7	3.7
Assessor	4.0	4.0	4.0	4.0	4.0	4.0	4.0	4.0	4.0	4.0
Town Hall Maintenance	2.0	2.0	2.0	2.0	2.0	2.0	2.0	2.0	2.0	2.0
General Government Total	40.9	43.9	42.5	42.1	40.5	40.5	40.6	39.9	39.9	39.4
Public Safety:										
Police Department	55.0	54.0	46.0	48.0	48.0	51.0	55.0	55.0	53.0	51.0
Animal Control	1.5	2.7	2.5	2.5	2.5	2.5	2.5	2.5	2.5	2.5
Park Ranger	1.0	1.0	1.0	1.0	1.0	1.0	1.0	1.0	1.0	1.0
Fire Marshal	2.0	1.8	2.0	2.3	2.3	2.3	2.3	2.3	1.8	1.8
Emergency Management	0.5	0.5	0.4	0.4	0.4	0.4	0.4	0.4	0.4	0.4
Emergency Medical Services (EMS)	-	-	0.3	0.5	0.5	0.5	1.0	0.5	0.5	0.5
Public Safety Total	60.0	60.0	52.2	54.7	54.7	57.7	62.2	61.7	59.2	57.2
Public Works:										
Administration	5.5	4.5	4.5	4.5	4.5	4.5	4.5	4.5	4.5	4.5
Highway	19.5	20.0	20.0	20.0	20.4	20.4	24.1	24.1	24.1	24.1
Tree Warden	-	-	0.2	0.2	0.2	0.2	0.2	0.2	0.2	0.2
Solid Waste	0.5	0.5	0.2	0.2	0.2	0.2	0.2	0.1	0.1	0.1
Public Works Total	25.5	25.0	24.9	24.9	25.3	25.3	29.0	28.9	28.9	28.9
Health and Welfare:										
Health Department	4.5	3.3	3.7	3.3	3.3	3.3	3.0	-	-	-
Social Services	1.4	1.7	1.7	1.7	1.7	1.7	1.7	1.7	1.2	1.0
Health and Welfare Total	5.9	5.0	5.4	5.0	5.0	5.0	4.7	1.7	1.2	1.0

(Continued)

Town of Monroe, Connecticut
Full-Time Equivalent Employees By Function/Program
Last Ten Years
(Unaudited)

	June 30									
	2022	2021	2020	2019	2018	2017	2016	2015	2014	2013
Culture and Recreation:										
Library	14.0	13.5	11.5	13.5	13.5	13.5	14.0	13.5	13.5	13.5
Parks and Recreation	20.0	14.8	18.2	23.1	23.1	23.1	16.0	16.0	16.0	16.0
Radio Station (WMNR)	7.0	6.2	7.0	6.5	6.5	6.5	7.0	7.0	7.0	7.0
Culture and Recreation Total	<u>41.0</u>	<u>34.5</u>	<u>36.7</u>	<u>43.1</u>	<u>43.1</u>	<u>43.1</u>	<u>37</u>	<u>36.5</u>	<u>36.5</u>	<u>36.5</u>
Education:										
Administration	22.6	22.0	23.0	23.0	23.0	24.0	24.0	24.0	24.0	20.4
Teachers and Other Certified Staff	279.8	259.0	266.7	265.0	264.4	267.9	271.5	277.1	280.1	285.0
Paraprofessionals	92.0	79.0	86.0	85.0	78.0	81.0	84.0	84.0	84.0	87.3
Other Non-Certified Staff	88.6	104.0	105.0	103.0	90.6	90.6	90.6	92.6	92.6	91.6
Education Total	<u>483.0</u>	<u>464.0</u>	<u>480.7</u>	<u>476.0</u>	<u>456.0</u>	<u>463.5</u>	<u>470.1</u>	<u>477.7</u>	<u>480.7</u>	<u>484.3</u>
Total Town Employees by Function	<u><u>656.3</u></u>	<u><u>632.4</u></u>	<u><u>642.4</u></u>	<u><u>645.8</u></u>	<u><u>624.6</u></u>	<u><u>635.1</u></u>	<u><u>643.6</u></u>	<u><u>646.4</u></u>	<u><u>646.4</u></u>	<u><u>647.3</u></u>

Source: Town records

(Concluded)

Town of Monroe, Connecticut
Operating Indicators By Function/Program
Last Ten Years
(Unaudited)

For the Year Ended June 30

	2022	2021	2020	2019	2018	2017	2016	2015	2014	2013
General Government:										
Building permits:										
Total permits issued	966	615	471	476	437	509	413	416	355	418
Total estimated value of permits	\$ 18,021,851	\$ 23,460,815	\$ 10,561,922	\$ 10,737,278	\$ 21,627,389	\$ 21,347,271	\$ 14,952,059	\$ 9,664,084	\$ 8,941,578	\$ 10,280,932
Public Safety:										
Police:										
Calls for service	19,953	20,363	21,431	23,315	24,654	27,680	28,125	31,492	27,134	29,018
Arrests	158	147	186	256	232	247	162	159	128	130
Traffic citations	741	817	2,525	3,218	3,128	3,236	3,723	5,297	4,036	4,127
EMS:										
Total service calls	1,494	1,633	1,333	1,360	1,390	1,328	1,435	1,374	1,337	1,356
Billable calls	953	829	782	835	901	823	829	832	787	835
Fire*:										
Town wide calls	614	562	923	522	626	605	592	581	482	523
Mutual aid calls (all departments)	425	600	563	621	716	751	663	692	446	365
Total responses	1,039	1,162	1,486	1,143	1,342	1,356	1,255	1,273	928	888
Culture and Recreation:										
Wolfe Park Facility reservations	129	101	73	126	124	120	117	126	103	107
Wolfe Park Pool attendance	17,307	12,403	12,494	16,284	16,593	15,326	20,594	18,504	18,076	19,625
Great Hollow Lake attendance	15,649	14,319	24,253	14,861	15,909	17,994	20,060	18,504	18,748	17,844

Source: Town Records

Note:

* The Town has 3 separate volunteer fire departments. Town wide calls are the total incidents which required fire responses within the Town for the fiscal year. Mutual aid calls are when one department responds to the aid of another department in town or to an out of town incident. Total responses represent the sum of the town wide and mutual aid calls. (Example: One fire incident may require the response of all three departments - one town wide call and 2 mutual aid calls.)

Town of Monroe, Connecticut
Capital Asset Statistics by Function/Program
Last Ten Years
(Unaudited)

June 30

	<u>2022</u>	<u>2021</u>	<u>2020</u>	<u>2019</u>	<u>2018</u>	<u>2017</u>	<u>2016</u>	<u>2015</u>	<u>2014</u>	<u>2013</u>
General Government:										
Town Hall	1	1	1	1	1	1	1	1	1	1
Senior Center	1	1	1	1	1	1	1	1	1	1
Public Safety:										
Police Station	1	1	1	1	1	1	1	1	1	1
Fire Stations:										
Monroe Station #2	1	1	1	1	1	1	1	1	1	1
Stevenson Station #2	1	1	1	1	1	1	1	1	1	1
Stepney Station #2	1	1	1	1	1	1	1	1	1	1
Fire Apparatus	15	13	13	13	13	12	13	13	13	13
Ambulances	3	3	3	3	3	3	3	3	3	3
Public Works:										
Garage	1	1	1	1	1	1	1	1	1	1
Dump/Plow Truck Fleet	19	20	20	20	20	20	20	20	20	20
Streets (Miles)	143	143	143	143	143	143	143	143	143	143
Health and Welfare:										
Food Pantry	1	1	1	1	1	1	1	1	1	1
Culture and Recreation:										
Edith Wheeler Memorial Library	1	1	1	1	1	1	1	1	1	1
Parks	4	4	4	4	4	4	4	4	4	4
Education - Schools:										
High	1	1	1	1	1	1	1	1	1	1
Middle	1	1	1	1	1	1	1	1	1	1
Elementary	3	3	3	3	3	3	3	3	3	3

Source: Town records